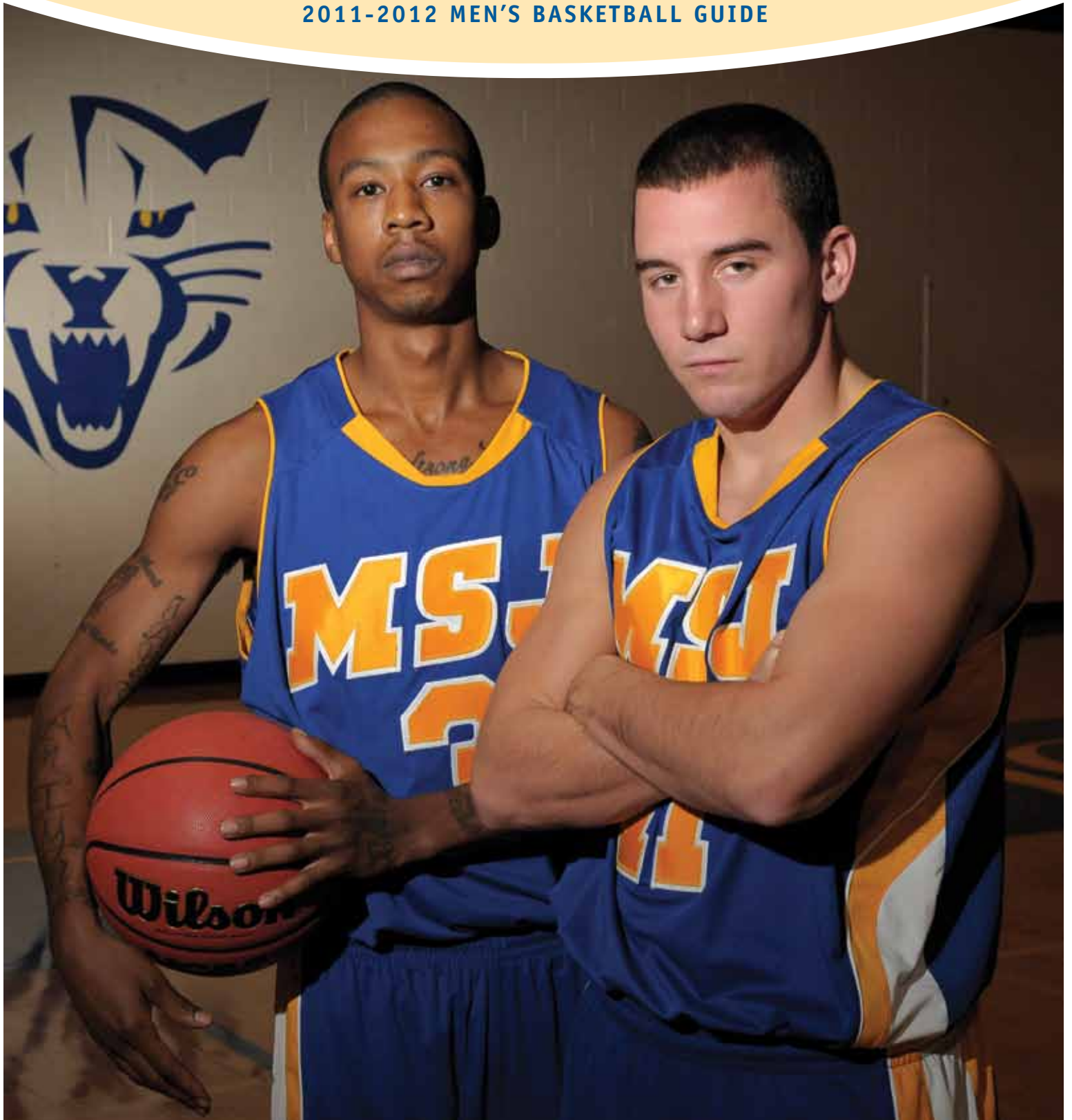


MSJ

2011-2012 MEN'S BASKETBALL GUIDE



COLLEGE OF MOUNT ST. JOSEPH



UNDERGRADUATE MAJORS

Accounting
Art
Art – Fine Arts
Art – Graphic Design
Art Education
Art History
Athletic Training
Biochemistry
Biology
Business Administration
Business Administration/
Mathematics
Chemistry
Chemistry/Mathematics
Communication Studies
Computer Information Systems
Criminology/Sociology
Education – Inclusive Early
Childhood
Education – Middle Childhood
Education – Special (5-21)
English
General Studies
History
Interactive Media Design &
Computing
Interior Architecture & Design
Mathematics
Mathematics/Business
Administration
Mathematics/Chemistry
Music
Natural Science
Nursing
Paralegal Studies
Psychology
Religious Education
Religious Pastoral Ministry
Religious Studies
Social Work
Sociology
Sport Management

College Profile

What is the College of Mount St. Joseph educational experience? It's learning through action – serving others, graduate-level research, paid co-op positions, and leadership development. It's a Catholic liberal arts education that helps you develop the knowledge to make a difference and the integrity to lead others.

The foundation of a Mount education comes from career-minded academic programs combined with dedicated support service and a 12:1 student-to-faculty ratio. New on campus this year is a minor in Sustainability, Nursing Learning Labs and Biochemistry Lab.

At the Mount, you're encouraged to take your lessons outside of the classroom, into the community. Through the Service Learning program, students earn academic credit while volunteering to feed the hungry, building homes for Habitat for Humanity, or comforting the elderly. The Cultural Immersion program offers the chance to live, learn and work amidst other cultures. The Cooperative Education program, available for all majors, is a way for students to gain valuable, paid career experience while validating their choice of a major.

Student-athletes are among the Mount's most active leaders on campus. Competing in the Heartland Collegiate Athletic conference, the Mount fields more than 20 NCAA Division III sports teams. Students also participate in 40 student-run clubs and organizations including Student Government Association and Black Student Union.

The Mount is committed to working with students to explore all financial aid options, especially eligibility for financial assistance including scholarships. In 2010-2011, 96% of full-time freshmen received some sort of gift aid; more than 18 million dollars in grants and scholarships were received by Mount students.



COLLEGE INFORMATION

Location: Cincinnati, Ohio

Enrollment: 2,400

Founded: 1920

President: Tony Aretz, Ph.D.

Nickname: Lions

Colors: Blue and Gold

Affiliations: NCAA III

Conference: HCAC – Heartland Collegiate
Athletic Conference

Main Phone: (800) 654-9314 / (513) 244-4200

Web Site: www.msj.edu

Mailing Address: College of Mount St. Joseph
5701 Delhi Road
Cincinnati, OH 45233-1670

Fast Facts

- Top Five Majors: undeclared, pre-nursing, athletic training, sport management, business administration
- The Academic Advising Resource Center provides effective, ongoing academic advising with a focus to intervene early and continuously so that students have the greatest chance of success.
- Students can complete courses of study that achieve requirements for pre-health professions, pre-medicine, pre-art therapy, and pre-law.
- Project EXCEL is a comprehensive, fee-based academic support program for students with learning disabilities who are enrolled at the Mount.
- The Mount was named a member of the 2010 President's Higher Education Community Service Honor for its commitment to volunteering, service learning and civic engagement.

PG2/General Information

College Profile	2
Undergraduate Majors	2
Fast Facts	2
About This Guide	3
Media Information	3
Message from the President, Dr. Tony Aretz	4
Meet the Director of Athletics, Steve Radcliffe	4
HCAC Information	4
Facilities	5
Support Staff, Cheerleaders, Dance Team	6
Staff Directory, Athletic Trainers	7
Cincinnati Spotlights, Mission in Action	8



PG9/Men's Basketball

2011-2012 Schedule	10
2011-2012 Roster	11
2011-2012 Team Photo	11
2011-2012 Season Outlook	12
2011-2012 Coaching Staff	13
2011-2012 Returning Players' Profiles	13
2011-2012 First-Year Player's Profiles	16
2010-2011 Game Results	17
2010-2011 Individual Statistics	18
All-Time Series Vs. Opponents	19
Year-to-Year Win-Loss Records	20
Mount in the HCAC	20
2010-2011 HCAC Standings	21
2010-2011 HCAC Tournament	21
2010-2011 HCAC Team Statistics	21
2010-2011 HCAC Individual Statistics	23
2010-2011 HCAC Information	24
Past HCAC Awards, Results	25
Mount Yearly Leaders	25
Mount Individual Records	26
Mount Team Game, Season Records	27
Mount Individual Season Records	28
Mount Team Season Records	31

About This Guide

The College of Mount St. Joseph's 2011-2012 Men's Basketball Guide has been produced by the Sports Information Office and the Design Office. All photos are courtesy of Don Denney Photography. The guide was published in October 2011 with all of the information available at that time. For updated information on Mount athletics, visit www.msjsports.com.

Media Information

Interview Policy

Please contact the Sports Information Office, (513) 244-4927, for all interview requests. Prior notice is requested so that proper arrangements may be made with players and coaches. Coaches can be contacted weekday afternoons, Noon-3 p.m. Athletes are available at various times of the day according to their academic schedules.

All post-game interviews will be conducted at the game site. Coaches and players will be available approximately 10 minutes after games. Players may be called at the request of the media, after contacting the Sports Information Office.

Press Credentials

All practices are open to accredited news sources who request prior admittance from the Mount's Sports Information Office. Pressbox, court and field passes should be requested from the Sports Information Office before game day.

Additional Information

Accredited news sources should visit www.msj.edu/media for additional information, statistics and photos as well as more on the media policy.

The College of Mount St. Joseph ("the College") is committed to providing an educational and employment environment free from discrimination or harassment on the basis of race, color, national origin, religion, sex, age, disability, or other minority or protected status. This commitment extends to the College's administration of its admission, financial aid, employment, and academic policies, as well as the College's athletic programs and other college-administered programs, services, and activities.

The College has designated the chief compliance and risk officer, (513) 244-4393, Office of the President, as the individual responsible for responding to inquiries, addressing complaints, and coordinating compliance with its responsibilities under Title IX of the Education Amendments of 1972 and other applicable federal and state civil rights laws. The College has designated the director of academic support, (513) 244-4524, the Learning Center, as the individual responsible for responding to inquiries, addressing complaints, and coordinating compliance with its responsibilities under Section 504 of the Rehabilitation Act of 1973.

A Message from the President



Dr. Tony Aretz

Welcome to the College of Mount St. Joseph and Lions country. You are invited to enjoy exciting NCAA Division III and Heartland Conference competition among teams from the Midwest.

Our student-athletes are grateful for your support as they compete in sports as part of their college experience. On the field and in the classroom, Mount students are preparing for the future. This fall, we begin our ethical leadership initiative in the curriculum and co-curriculum, recognizing that our students have the potential to develop as ethical leaders in all aspects of their personal and professional lives.

Thank you for supporting the Mount Lions. Please visit us at www.msj.edu to stay current with the Lions and the progress on campus.

God bless,

Tony Aretz, Ph.D.
President

Meet the Director of Athletics



Steve Radcliffe

Steve Radcliffe enters his 17th year as the Lions' athletics director for the 2011-2012 school year, and he looks forward to another outstanding season of athletics at the Mount.

Radcliffe, who oversees 22 athletic programs at the Mount, has long been a part of the sports programs at the College. Radcliffe began his career at the Mount in 1986 as an athletic trainer and was hired to implement the Mount's first academic program for athletic training in 1989. In addition to teaching athletic training, he was the Lions' head athletic trainer for all the intercollegiate sports at the College.

Radcliffe became the Mount's athletic director in 1995. Upon entering the position, he stressed the importance of upholding the College's stellar reputation of academics and athletics as a positive influence in student life and development at the Mount. Radcliffe received his bachelor's degree in 1978 from the University of Montana and his master's degree in physical education in 1981 from Miami University (Ohio).

Steve and his wife, Darlene, have two children, Victoria and Michael. The Radcliffes live in Delhi.

Heartland Collegiate Athletic Conference

The Mount is a member of the Heartland Collegiate Athletic Conference (HCAC) and is also a member of the National Collegiate Athletic Association (NCAA) Division III. The Mount has been a member of the HCAC since the 1998-1999 school year. All Mount athletic teams, with the exception of lacrosse, compete in the HCAC.

2011-2012 HCAC SCHOOL DIRECTORY

School

Anderson University
Bluffton University
Defiance College
Earlham College
Franklin College
Hanover College
Manchester College
College of Mount St. Joseph
Rose-Hulman Institute of Technology
Transylvania University

Location

Anderson, IN
Bluffton, OH
Defiance, OH
Richmond, IN
Franklin, IN
Hanover, IN
North Manchester, IN
Cincinnati, OH
Terre Haute, IN
Lexington, KY

HCAC QUICK FACTS

Commissioner: Christopher Ragsdale

Sports Information Director: Ryan Davis

Phone: (317) 882-8090

Fax: (317) 882-8086

Mailing Address: P. O. Box 425
205 S. Madison Ave.
Greenwood, IN 46142





Facilities

Sports Complex and Schueler Field

The Sports Complex provides a state-of-the-art space for student-athletes and the fans who support them. It houses concessions, locker rooms, showers, equipment storage, and athletic training facilities and can seat sell-out crowds of 2,400. Sporting a synthetic, all-weather playing surface and track, the Mount's Schueler Field plays host to the football, soccer and lacrosse teams, in addition to home track meets.

Harrington Center

Featuring a 2,000-seat gymnasium, the Jean Patrice Harrington, SC, Student Center is home to the Lions basketball and volleyball teams, and plays host to the wrestling team's home matches. In addition, the facility includes a running track, racquetball courts, a fitness center, and an athletic training center, providing service to student-athletes and the greater Mount community.

Kinder Morgan Softball Complex

The Kinder Morgan Softball Complex has played host to the Mount's softball team since 2007. In addition, the College has developed property on River Road into practice fields for soccer and baseball. The facilities feature parking, restrooms and a service building for equipment storage.

Marge Schott Stadium

The Lions' baseball team plays home games at the University of Cincinnati's Marge Schott Stadium. Marge Schott Stadium, has a seating capacity of 3,085, a field turf playing surface and a fully-lit playing field. In addition, the complex houses indoor batting cages and pitcher's mound, a fully equipped press box with private viewing areas, a players' clubhouse and lounge, dressing rooms for coaches, full laundry and equipment facilities, and a state-of-the-art training room.

Aston Oaks Golf Course

Aston Oaks Golf Course, located 15 minutes from campus, is the Mount's home golf course for the men's and women's golf teams. Constructed by the Jack Nicklaus Design Group, Aston Oaks is a par-72 course. The men's team faces 6,908 yards with a 73.6 rating and 140 slope. The women's team faces 5,758 yards with a 73.2 rating and a 130 slope.

Mount Tennis Courts

The Lions' men's and women's tennis teams play all home matches on the six, fully-lit asphalt courts located behind the Harrington Center.

Hayden Field

Located on the west side of campus, next to the tennis courts, Hayden Field is a multi-purpose site that includes a practice field for softball and track & field athletes.

Jean Dowell Building

This facility was at one time home to the Lions' women's volleyball and basketball programs. Today the gym in the building is used for the College's intramural programs, as well as being utilized as an extra practice court for both the men's and women's basketball and volleyball teams. A new court was installed during the summer of 2011. In addition, the gym has baseball/softball batting cages used by the Lions' teams.

Support Staff



Dane Neumeister
Director of Sports Information



Melanee Atkinson
Associate Athletic Director



Charlie Wrublewski
Facilities Management Set-Up



Stacie Carney
Administrative Assistant



Bob Mullen
Sports Information Co-op



Casey Stouffer
Assistant Athletic Director



Georgana Taggart
Faculty Athletic Representative



Peggy Gruen
Administrative Assistant



Brent Rogers
Director of Strength and Conditioning



Dr. Howard Schertzinger
Team Physician



Dr. Robert Burger
Team Orthopedic Director

Cheerleaders



Front (left to right): Melissa Nie, Melissa Baugh, Julia Seger, Michelle Trenkamp.
Middle (left to right): Abby Renick, Brittney Bowman, Jenna Shull, Shelby Schaeper, Connie Serger, Larissa Hall.
Back (left to right): Hailey Gadd, Ashley Palmer, Hayley Rideout, Bre Hale, Alex Logan.

Dance Team



Bottom row (l-r): Brittany Ranz, Student Coach Kelsey Keyes, Lauren Cocola.
Top row (l-r): Coach Nikki Buller, Ashley Torbeck, Stephanie Plageman, Hannah Rhode, Madeline Conroy, Coach Katie Stahlheber.
Not pictured: Kelly Collins, Becky Kiefer, Celia Michel, Heather Moeller, Randallynn Smith.

Athletic Trainers



Lisa Osterbrock
Head Athletic Trainer



Susan Blackson
Associate Athletic Trainer



Erin Beckwith
Assistant Athletic Trainer



Katie Freece
Assistant Athletic Trainer

Staff Directory

Athletic Department Staff

Steve Radcliffe, Athletic Director	244-4381
Melanee Atkinson, Associate Athletic Director	244-8585
Stacie Carney, Administrative Assistant (Dowell Building).....	244-4311
Peggy Gruen, Administrative Assistant (Sports Complex)	244-8580
Georgana Taggart, Faculty Athletic Representative	244-4952
Fax Number (Dowell Building).....	244-4928
Fax Number (Sports Complex)	244-8581

Sports Information

Dane Neumeister, Director	244-4927
Bob Mullen, Student Co-op	244-4927

Coaching Staff

Chuck Murray, Baseball Coach, Recreation Co-coordinator	244-4402
Toby Carrigan, Men's Basketball Coach	244-4929
Ashley Bland, Women's Basketball Coach.....	244-4590
Nancy Forsythe, Cheerleading Coach.....	244-4311
Tina Blakley, Assistant Men's/Women's Cross Country Coach, Assistant Men's/Women's Track & Field Coach	244-8597
Nikki Buller/Katie Skeeters Stahlheber, Dance Coaches.....	244-4311
Rod Huber, Football Coach.....	244-4896
Vince Suriano, Assistant Football Coach.....	244-4422
Kyle Prosser, Assistant Football Coach	244-8584
Joe Sparhawk, Men's Golf Coach, Recreation Co-coordinator.....	244-4876
Jeff Newman, Women's Golf Coach, Assistant Baseball Coach	244-8583
Pat Kennedy, Men's Lacrosse Coach	244-4427
Mike O'Hara, Women's Lacrosse Coach.....	244-8582

Rudy Argueta, Men's Soccer Coach	244-8586
Leah Todd, Women's Soccer Coach	244-8587
Beth Goderwis, Softball Coach.....	244-4853
Justin Ray, Men's Tennis Coach, Assistant Men's Basketball Coach	244-8596
Summer Quesenberry, Women's Tennis Coach, Assistant Women's Basketball Coach	244-8599
Jon Bennett, Men's/Women's Volleyball Coach	244-4316
Cristina Webb, Assistant Women's Volleyball Coach, Assistant Strength and Conditioning.....	244-3276
Art Faura, Assistant Men's Volleyball Coach	244-1630
Brent Rogers, Director Strength and Conditioning	244-4971
Casey Stouffer, Wrestling Coach, Assistant Athletic Director, Coordinator of Athletic Facilities	244-4474
Casey Brewster, Assistant Wrestling Coach.....	244-4311

Sports Medicine

Lisa Osterbrock, A.T.C., Head Athletic Trainer	244-8588
Susan Blackson, A.T.C., Assistant Athletic Trainer.....	244-4599
Erin Beckwith, A.T.C., Assistant Athletic Trainer	244-4875
Katie Freece, A.T.C., Assistant Athletic Trainer	244-4875
Tim Mauntel, A.T.C., Assistant Athletic Trainer	244-4875
Amber McKee, A.T.C., Assistant Athletic Trainer.....	244-4875
Howard Schertzing Jr., M.D., Team Medical Director	244-4875
Robert Burger, M.D., Team Orthopedic Director	481-5050



Tim Mauntel
Assistant Athletic Trainer



Amber McKee
Assistant Athletic Trainer



Cincinnati Spotlights

Students of the College of Mount St. Joseph greatly benefit from the rich heritage and traditions of Cincinnati. While the College is situated 15 minutes west of downtown, employment, arts and entertainment are never too far away.

Numerous Fortune 500 and Fortune 1000 companies are headquartered in Cincinnati. Procter & Gamble, The Kroger Company, and Fifth Third Bank, among others, contribute to Cincinnati's foundation while Cincinnati Children's Hospital Medical Center is among the nations' top children's hospitals. Mount Cooperative Education students are hired by more than 100 hospitals, businesses and nonprofit organizations of Greater Cincinnati.

Boasting a vibrant commitment to the arts, Cincinnatians enjoy the Contemporary Arts Center, Cincinnati Art Museum, Aronoff Center, Cincinnati Playhouse in the Park, Music Hall, and a varied supply of art galleries. Mount students often incorporate Cincinnati's art exhibits and performances into their studies.

Cincinnati knows sports. The Cincinnati Reds, the Major League Baseball team, and the Cincinnati Bengals, of the National Football League, provide competition, entertainment and emotion for the city's sports fans. Co-op and volunteer opportunities with these organizations are often available to Mount students. Cincinnati is also home to the Flying Pig Marathon every May and the Master's and Women's Open tennis tournament every August.

Historical neighborhoods such as Mount Adams, Clifton and Over-the-Rhine make good architectural and cultural adventures, while additional entertainment options are just across the Ohio River in Newport, Covington and Mainstrasse of Northern Kentucky.



Mission in Action

The College of Mount St. Joseph is a Catholic academic community grounded in the spiritual values and vision of its founders, the Sisters of Charity. At the heart of the Mount's mission and heritage is an emphasis on ethical leadership through service. Ethical leadership celebrates the return of virtue, character and personal honor to their rightful place as the foundation of education. This commitment inspires the College's interdisciplinary liberal arts and professional curricula, which equips students to live with integrity, to promote justice, and to seek the truth in their professions and communities.

Service opportunities complement academics and student life while fostering a culture of learning informed by charity. In the Service Learning Program, students apply classroom knowledge while volunteering in social and environmental settings to feed the hungry, build homes for Habitat for Humanity and comfort the elderly. The Cultural Immersion program offers the chance to live, learn and work amidst other cultures. In serving others, students cultivate a greater understanding of social problems, an appreciation for the cultural diversity of other people, as well as a commitment to volunteerism and an understanding of its connection to citizenship.

Campus Ministry infuses all aspects of faith into the Mount's culture and celebrates spiritual exploration. Faith sharing programs, Mass, retreats, and other planned events help awaken and deepen an awareness of God's love and presence within the campus community. Inspired by Catholic social teaching, Campus Ministry encourages students to identify their gifts and to use them for the common good through activities such as Pizza and Ponder, Homelessness Awareness Week, and 30-Hour Famine.



MEN'S BASKETBALL / 2011-2012

2011-2012 Schedule

Date	Opponent/Event	Location	Time
11/15	Wilmington College	Harrington Center	7:30PM
MSJ Tip-Off Tournament (Miami University Hamilton, Centre, John Carroll)			
11/18	Miami University Hamilton	Harrington Center	7:00PM
11/19	Opponent TBD (Consolation game)	Harrington Center	5:00PM
11/19	Opponent TBD (Championship game)	Harrington Center	7:00PM
11/23	Thomas More College	Harrington Center	7:30PM
11/30	Bluffton University *	Harrington Center	7:30PM
12/3	Earlham College *	Harrington Center	3:00PM
12/10	Anderson University *	Anderson, IN	3:00PM
12/14	Denison University	Denison, OH	7:30PM
12/17	Manchester College *	Harrington Center	5:00PM
Las Vegas Hoopla			
12/19	University of Wisconsin-Oshkosh	Las Vegas, NV	6:00PM
12/21	Benedictine University	Las Vegas, NV	6:00PM
1/4	Hanover College *	Hanover, IN	7:30PM
1/7	Rose-Hulman Institute of Technology *	Terre Haute, IN	3:00PM
1/11	Franklin College *	Franklin, IN	7:30PM
1/14	Defiance College *	Harrington Center	4:00PM
1/18	Transylvania University *	Harrington Center	7:30PM
1/21	Manchester College *	N. Manchester, IN	5:00PM
1/25	Hanover College *	Harrington Center	7:30PM
1/28	Rose-Hulman Institute of Technology *	Harrington Center	5:00PM
2/1	Bluffton University *	Bluffton, OH	7:30PM
2/4	Defiance College *	Defiance, OH	4:00PM
2/8	Transylvania University *	Lexington, KY	7:30PM
2/11	Earlham College *	Richmond, IN	3:00PM
2/15	Franklin College *	Harrington Center	7:30PM
2/18	Anderson University *	Harrington Center	3:00PM

Home games in bold.

* Heartland Collegiate Athletic Conference game.



Mount junior Alex Cole (left) and senior David Lane (11) apply defensive pressure in 2010-11 action.

Thank you to all those who helped make Four Corners of the World a success, especially the following sponsors:

PRESENTING

Cincinnati Bell
SC Ministry Foundation

GOLD

Cincinnati Financial Corporation

SILVER

Fort Washington Investment Advisors, Inc.
Frost Brown Todd LLC
The Kroger Co.
U.S. Bank

MEDIA

Business Courier

BRONZE

BHDP Architecture
Fifth Third Bank
Indian Lookout Apartments
Legg Mason Investment Counsel
Macy's
Mercy Health Partners
Messer Construction Co.
Multi-Craft
Sanger & Eby
Sisters of Charity of Cincinnati

PRINTING

Deerfield Press

CORPORATE

Cincinnati Children's Hospital Medical Center
Follett Higher Education Group
A Friend of the Mount
Henkle Schueler & Associates
Home City Ice Co.
Modern Office Methods
Phillips Supply Co.
PNC
PricewaterhouseCoopers LLP
TriHealth


PATRON

Mr. and Mrs. Robert H. Castellini Special Fund of
The Greater Cincinnati Foundation
Cincinnati Coin Laundry Company
Cooper Electric
Emery Federal Credit Union
Grove Transportation Services
Humana Inc.
The Imbus Roofing Co.
JTM Food Group
Netherlands Rubber Company
Peck Hannaford Briggs
Carole and Edwin Rigaud
Sanese Services
The E.W. Scripps Company
USI Insurance
Mark and Lisa Weadick

2011-2012 Roster

No.	Name	Pos.	Ht.	Cl.	Hometown (High School)
1	Najeeb Abdur-Rahman	Guard	6-1	Junior	Homewood, IL (Homewood-Flossmoor)
2	Jordan Basye	Guard	5-9	Sophomore	Bloomington, IN (Bloomington North)
3	Clifford Cass	Guard	5-11	Senior	Cincinnati, OH (Mount Healthy)
4	David Mann	Forward	6-5	Sophomore	Fairfield, OH (Cincinnati Christian)
10	Danny Lane	Guard	6-0	Sophomore	Hamilton, OH (Ross)
11	David Lane	Guard	5-9	Senior	Hamilton, OH (Ross)
12	Donald Bush	Guard	5-8	Freshman	Cincinnati, OH (North College Hill)
13	Ray Claytor	Forward	6-3	Sophomore	Cincinnati, OH (LaSalle)
14	Johnny Bunker	Guard	6-1	Freshman	Cincinnati, OH (Purcell Marian)
15	Andy Countryman	Guard	6-2	Freshman	Peebles, OH (Peebles)
20	Jordan Ponzer	Guard	5-11	Sophomore	Independence, KY (Walton-Verona)
21	Aaron Barber	Forward	6-5	Junior	Canal Winchester, OH (Canal Winchester)
22	Brett Clark	Guard	5-9	Sophomore	Franklin, IN (Franklin Community)
24	Lee Gallenstein	Guard	6-3	Sophomore	Maysville, KY (St. Patrick)
25	Thomas Van Hook	Guard	6-2	Freshman	Cincinnati, OH (St. Bernard)
32	Lee Hartman	Forward	6-5	Freshman	Liberty, IN (Lincoln County)
35	Alex Cole	Forward	6-6	Junior	Fairfield, OH (Ross)
45	VJ Evans	Forward	6-4	Junior	Dayton, OH (Chaminade-Julienne)

2011-2012 Team Photo



Front row (left-to-right): Lee Gallenstein, Jordan Ponzer, Najeeb Abdur-Rahman, Donnie Bush, David Lane, Cliff Cass, Jordan Basye, Brett Clark, Johnny Bunker, Danny Lane.
 Back row (left-to-right): Student Assistant Coach Jacob Hazel, Assistant Coach Justin Ray, Thomas Van Hook, David Mann, VJ Evans, Aaron Barber, Alex Cole, Blake Blevins, Lee Hartman, Ray Claytor, Andy Countryman, Head Coach Toby Carrigan, Assistant Athletic Trainer Amber McKee.

2011-2012 Season Outlook

The Lions' men's basketball program begins a new era this winter as first-year Head Coach Toby Carrigan starts his tenure as the Mount's second head men's basketball coach in school history. Carrigan joins the Lions along with Assistant Coach Justin Ray bringing with them extensive backgrounds and successes in collegiate basketball as both players and coaches.

Coach Carrigan is excited about the 2011-2012 season and he has high expectations for his squad. Carrigan says the team needs to focus on playing quality, fundamental basketball in order to be successful this season.

"The team needs to limit its turnovers and guard the ball in the half-court," says Carrigan. "Getting back to the fundamentals will go a long way in helping the team to achieve its goals."

Carrigan expects the best from his athletes both individually and collectively.

"We have to focus on improving every day," Carrigan adds. "We cannot take any time off, from preseason workouts to open gym to when practice begins. The players need to understand their role on the team as we will put guys in situations that will help them to be successful. If we can maintain focus, preparation, and do the small things we will be competitive."

Internal drive and motivation are things that Coach Carrigan sees as his team's biggest strengths this coming season. Carrigan adds that the team wants to be better, wants to improve, and is willing to do the small things to accomplish that. With that type of desire and motivation, the team's weakness, according to Carrigan, can be overcome - being able to compete at a high level for all forty minutes of each game.

"The HCAC gets better and deeper every year," Carrigan states. "The conference teams are always prepared and well-coached."

Carrigan is going to rely on his upperclassmen, which consists of 13 returners from the 2010-2011 team, to help lead by example and create the necessary atmosphere with a high work ethic to generate the success desired.

Of the 13 returners, only two are seniors, David Lane and Clifford Cass. Lane started 19 of the 20 games he played in last winter and was a key contributor on defense averaging 1.9 steals per game, and in generating offense leading the team with 3.1 assists per game. Cass also played well on defense compiling the fourth highest total number of steals (26) in just 14 minutes per game.

The 2011-2012 team has four junior returners; Najeeb Abdur-Rahman, Alex Cole, Aaron Barber, and VJ Evans. Abdur-Rahman played in 19 games last winter and brings good ball handling skills and quick feet to the guard position. Cole played a significant role offensively last season. Cole started 14 of the 17 games he played in averaging 9.4 points per game and 6.0 rebounds per game in an average of 25.6 minutes per game. Cole was limited last winter due to an injury toward the end of the season. Barber, at 6-foot-5, provides strength and size underneath for the Lions. Evans, who has played two seasons, is back on the team this winter after sitting out last season.

Many of last season's freshmen return for their second season. Jordan Basye, David Mann, Danny Lane, Jordan Ponzer, Ray Claytor, Brett Clark, and Lee Gallenstein are all back to help lead the Lions. Basye, a solid shooter, played in 10 games last season recording a .375 three-point field goal percentage and made all of his free throw shots. Mann played a big role last winter as a freshman starting 24 of the 25 games he played in. He recorded the third highest points per game average on the team with 8.3, and played an average of 23.4 minutes per game. Mann had solid stats in each of the seasonal statistical categories achieving 2.7 rebounds per game, 1.1 assists per game, and totaling 30 steals and five blocks during



Sophomore forward David Mann returns in 2011-2012 for his second season.

the season. Danny Lane, brother of senior David Lane, provided the Lions with hard work ethic and speed. Ponzer found his way into 20 games last season averaging 11.2 minutes per game and 4.1 points per game. Ponzer recorded a career-high 25 points in 26 minutes of action against HCAC-foe Hanover College last winter. Claytor, Clark, and Gallenstein did not see much action last season and look ready to contribute in 2011-2012.

Joining the 13 returners will be five freshmen. Coach Carrigan, who is expecting the freshmen to be able to compete for time on the floor this winter, wants that incoming group to push the upperclassmen, as well as be pushed by the upperclassmen. That, Carrigan figures, should create a good sense of healthy competition amongst the team. The freshmen are: Donald Bush, Johnny Bunker, Andy Countryman, Thomas Van Hook, and Lee Hartman.

Carrigan says the goal of the coaching staff this winter is to have the team prepared for each game this season.

"Every game matters," Carrigan adds. "No one opponent is above another. We must prepare for every game as if it is the biggest game of the year."

The Lions tip off the season at home against Wilmington College on November 15.

2011-2012 Coaching Staff



HEAD COACH TOBY CARRIGAN

Toby Carrigan begins his first season as the Mount's head basketball coach - the College's second men's basketball coach in school history - for the 2011-2012 season.

Carrigan was most recently the head basketball coach at South Dearborn High School in Aurora, Indiana, where in two seasons he helped take a program that had produced only one winning season in the past 15 seasons to a 15-7 mark and compete for a sectional title. The 15 wins were the most in the past 20 years at South Dearborn. The record from 2009-2010 to 2010-2011 marked the third-best turnaround of record in the state of Indiana (400 schools) during that span. He also taught physical education while at South Dearborn.

Prior to coaching at South Dearborn, Carrigan was an assistant men's basketball coach at NCAA Division III and Heartland Collegiate Athletic Conference member Transylvania University in Lexington, Kentucky for nine seasons. During his time at Transylvania University, Carrigan, who was the team's top assistant for eight years, saw the Pioneers win four HCAC championships and play in three NCAA Division III National Tournaments. While at Transylvania the team compiled a 163-80 record. In addition, Carrigan was the assistant director for the Pioneers' summer basketball

camps for nine years, and has been the camp director for the Toby Carrigan Basketball Camp since 2004.

Carrigan holds professional organization membership in the National Association of Basketball Coaches, the Indiana Basketball Coaches Association, the Hoosier Basketball Coaches Association, and is NABC Professional Development Series (PDS) Certified.

He also was an assistant basketball coach at NCAA Division III Hanover College (1999-2000) coaching the Junior Varsity team, and was the JV basketball coach at Rising Sun High School in Indiana (1998-1999). Carrigan, a Rising Sun High School graduate, has a bachelor's degree in physical education, with a teaching certification (grades 7-12) from Hanover College (1998). While at Hanover, Carrigan played for the Panthers for four seasons, was a team captain, a three-year starter and an Honorable Mention All-HCAC selection his senior season. Hanover played in the NCAA Tournament twice during Carrigan's playing career. He also won his team's Mental Attitude Award and Top Defensive Player honor. Carrigan also has a master's degree in physical education, sports administration from Eastern Kentucky University.

The Lions' first-year coach is a resident of Rising Sun, Indiana, where he resides with his wife, Raimi, and their two children, daughter Gracie and son Griggs.

MOUNT HEAD MEN'S BASKETBALL COACHES' RECORDS

Coach	Years	Seasons	G	W	L	W. Pct.	W. Sea.	L. Sea.	Even Sea.
Larry Cox	1998-99 to 2010-11	13	332	148	184	.446	5	8	0
Toby Carrigan	2011-12 to current	0	0	0	0	.000	0	0	0
Totals	1998-99 to 2010-11	13	332	148	184	.446	5	8	0



The Lions' coaching staff in 2011-2012 is: Assistant Coach Justin Ray, Head Coach Toby Carrigan, Student Assistant Coach Jacob Hazel.

2011-2012 Coaching Staff (CONTINUED)



ASSISTANT COACH JUSTIN RAY

Justin Ray begins his first year at the Mount for the 2011-2012 school year as the Men's Basketball Assistant Coach. Ray, a 2008 graduate of Christian Brothers University (Memphis, TN), has a master's degree in science and leadership development from Wright State University.

Ray was most recently at Wright State University as a graduate assistant for the men's basketball team, a position he held since August 2009. While at Wright State, Ray helped the team to their fourth straight 20-won season, a Horizon League Tournament runner-up, and a second place Horizon League regular season finish. He assisted in all facets of the men's basketball program while at WSU. Prior to Wright State, Coach Ray was an assistant men's basketball coach at Christian Brothers University for the 2008-2009 season. The team won the South Region and went to the NCAA Elite Eight that season.

In addition, Ray has coached AAU basketball, worked various college camps for the past 10 years, and supervised the Mike Price Basketball League for the past four years.

Coach Ray played four years of college basketball, and was a three-year starter and three-time team captain for Christian Brothers University, a NCAA Division II member. He helped lead his team to a league and tournament championship in 2008, has a top four, single-season school mark in three-point field goals attempted and made, is sixth all-time in school history in three-point field goals made (200), and was a two-time All-Defensive team selection. Ray, who was on a full athletic scholarship in college, was on CBU's Dean List (Fall 2005-2007), and was awarded the Certificate of Presidential Recognition while and undergrad.

Ray resides in Cincinnati, Ohio.



ASSISTANT COACH JACOB HAZEL

Jacob Hazel returns for his third season as the Mount's Student Assistant Coach. He is a junior and is majoring in Sports Management with a double minor in Coaching and Business. Hazel, who was a four-sport athlete in high school, attended Holy Cross (Louisville, KY) High School. In addition, he plays football for the Mount. Hazel plans on searching for Graduate Assistant opportunities upon graduation.



STRENGTH AND CONDITIONING COORDINATOR BRENT ROGERS

Brent Rogers returns for his second season as the College's Director of Strength and Conditioning for the 2011-12 school year. Rogers comes from a strong background of strength and conditioning experiences. He was most recently the Assistant Strength and Conditioning Coach at the University of Kentucky (one year) and worked for two years as the Strength and Conditioning Assistant Coach for the NFL Cincinnati Bengals (2008-2010). Rogers was a personal trainer for Bengals' player Dhani Jones, training overseas with the linebacker for the Travel Channel's Dhani Tackles the Globe show.

The Lions' director has also been the Head Strength and Conditioning Coach for the NFL Europe's Hamburg Sea Devils (2007) as well as the Volunteer Assistant Strength and Conditioning Coach at the University of Minnesota-Duluth. Other related professional work experiences have included working for the NFL's Baltimore Ravens, The College of St. Scholastica and as a Personal Trainer.

Rogers graduated from the University of California-Santa Barbara with a Bachelor of Art's degree in Anthropology, and a minor in Exercise and Health Science, in 2001. He earned a Master of Art's degree in Exercise Physiology from The College of St. Scholastica (MN) in 2005.

He holds professional membership status in the National Strength and Conditioning Association, the American Society of Exercise Physiologists and the United States of America Weightlifting. Rogers is a Certified Strength and Conditioning Specialist, and is certified in USA W-Sports Performance, Exercise Physiology, Bod Pod, and CPR (American Red Cross). He resides in Cincinnati, Ohio.

2011-2012 Returning Players' Profiles



1 NAJEEB ABDUR-RAHMAN

Guard • Junior

Major: Athletic Training

Height: 6-1

Hometown (High School): Homewood, IL
(Homewood-Flossmoor)

Abdur-Rahman returns for his third season with the Mount. Najeeb is the son of Khaleel Abdur-Rahman.

NAJEEB ABDUR RAHMAN'S CAREER STATISTICS

Season	GP	Pts.	Ppg.	Rebs	Rpg.	Assists	App.	Blks.	Stls.
2009-2010	11	5	0.5	4	0.4	2	0.2	0	2
2010-2011	19	34	1.8	16	0.8	18	0.9	0	3
Totals	30	39	1.3	20	0.7	20	0.7	0	5



21 AARON BARBER

Forward • Junior

Major: Athletic Training

Height: 6-5

Hometown (High School): Canal Winchester, OH
(Canal Winchester)

Barber returns for his third season with the Mount. Aaron is the son of Robin and Scott Barber.

AARON BARBER'S CAREER STATISTICS

Season	GP	Pts.	Ppg.	Rebs	Rpg.	Assists	App.	Blks.	Stls.
2009-2010	19	43	2.3	28	1.5	14	0.7	0	2
2010-2011	22	78	3.5	60	2.7	11	0.5	1	15
Totals	41	121	2.9	88	2.1	25	0.6	1	17



2 JORDAN BASYE
 Guard • Sophomore
 Major: Sport Management
 Height: 5-9
 Hometown (High School): Bloomington, IN
 (Bloomington North)
 Basye returns for his second season with the Mount.
 Jordan is the son of Tammy and John Basye.

JORDAN BASYE'S CAREER STATISTICS

Season	GP	Pts.	Ppg.	Rebs	Rpg.	Assists	Apg.	Blks.	Stls.
2010-2011	10	13	1.3	4	0.4	1	0.1	0	2



3 CLIFFORD CASS
 Guard • Senior
 Major: Social Work
 Height: 5-11
 Hometown (High School): Cincinnati, OH
 (Mount Healthy)
 Cass returns for his second season with the Mount.
 Clifford is the son of Stacey and Charles Cass.

CLIFFORD CASS' CAREER STATISTICS

Season	GP	Pts.	Ppg.	Rebs	Rpg.	Assists	Apg.	Blks.	Stls.
2010-2011	25	66	2.6	34	1.4	33	1.3	0	26



22 BRETT CLARK
 Guard • Sophomore
 Major: Sport Management
 Height: 5-9
 Hometown (High School): Franklin, IN
 (Franklin Community)
 Clark returns for his second season with the Mount.
 Brett is the son of Teresa and Dave Clark.

BRETT CLARK'S CAREER STATISTICS

Season	GP	Pts.	Ppg.	Rebs	Rpg.	Assists	Apg.	Blks.	Stls.
2010-2011	1	0	0.0	1	1.0	0	0.0	0	0



13 RAY CLAYTOR
 Guard • Sophomore
 Major: Athletic Training
 Height: 6-3
 Hometown (High School): Cincinnati, OH (LaSalle)
 Claytor returns for his second season with the Mount.
 Ray is the son of Pamela and Raymond Claytor.

RAY CLAYTOR'S CAREER STATISTICS

Season	GP	Pts.	Ppg.	Rebs	Rpg.	Assists	Apg.	Blks.	Stls.
2010-2011	7	0	0.0	2	0.3	0	0.0	1	1



35 ALEX COLE
 Forward • Junior
 Major: Communication Arts
 Height: 6-6
 Hometown (High School): Fairfield, OH (Ross)
 Cole returns for his third season with the Mount. Alex is the son of Maria Cole.

ALEX COLE'S CAREER STATISTICS


Season	GP	Pts.	Ppg.	Rebs	Rpg.	Assists	Apg.	Blks.	Stls.
2009-2010	11	20	1.8	20	1.8	2	0.2	3	3
2010-2011	17	160	9.4	102	6.0	11	0.6	8	17
Totals	28	180	6.4	122	4.4	13	0.5	11	20



45 VJ EVANS
 Forward • Junior
 Major: Computer Information Systems
 Height: 6-4
 Hometown (High School): Dayton, OH
 (Chaminade-Julienne)
 Evans returns for his third season with the Mount, after not playing the 2010-2011 season. VJ is the son of Angela Vaughn and Vincent Evans Sr.

VJ EVANS' CAREER STATISTICS

Season	GP	Pts.	Ppg.	Rebs	Rpg.	Assists	Apg.	Blks.	Stls.
2008-2009	11	16	1.5	6	0.5	4	0.4	2	3
2009-2010	8	22	2.8	11	1.5	4	0.7	0	6
Totals	19	38	2.0	17	0.9	8	0.4	2	9



24 LEE GALLENSTEIN
 Guard • Sophomore
 Major: Undeclared
 Height: 6-3
 Hometown (High School): Maysville, KY (St. Patrick)
 Gallenstein returns for his second season with the Mount. Lee is the son of Nancy and LeRoy Gallenstein.

LEE GALLENSTEIN'S CAREER STATISTICS

Season	GP	Pts.	Ppg.	Rebs	Rpg.	Assists	Apg.	Blks.	Stls.
2010-2011	7	2	0.3	3	0.4	1	0.1	0	0



10 DANNY LANE
 Guard • Sophomore
 Major: Undeclared
 Height: 6-0
 Hometown (High School): Hamilton, OH (Ross)
 Lane returns for his second season with the Mount.
 Danny is the son of Vicki and Randy Lane.

DANNY LANE'S CAREER STATISTICS

Season	GP	Pts.	Ppg.	Rebs	Rpg.	Assists	Apg.	Blks.	Stls.
2010-2011	12	13	1.1	7	0.6	12	1.0	1	5

2011-2012 Returning Players' Profiles (CONTINUED)



11 DAVID LANE
Guard • Senior
Major: Sport Management
Height: 5-9
Hometown (High School): Hamilton, OH (Ross)
 Lane returns for his fourth season with the Mount. David is the son of Vicki and Randy Lane.

DAVID LANE'S CAREER STATISTICS

Season	GP	Pts.	Ppg.	Rebs	Rpg.	Assists	Apg.	Blks.	Stls.
2008-2009	14	28	2.0	8	0.6	11	0.8	0	12
2009-2010	24	92	3.8	33	1.4	37	1.5	0	30
2010-2011	20	107	5.4	48	2.4	62	3.1	1	37
Totals	58	227	3.9	89	1.5	110	1.9	1	79



4 DAVID MANN
Forward • Sophomore
Major: Psychology
Height: 6-5
Hometown (High School): Fairfield, OH (Cincinnati Christian)
 Mann returns for his second season with the Mount. David is the son of Melissa and Rick Mann.

DAVID MANN'S CAREER STATISTICS

Season	GP	Pts.	Ppg.	Rebs	Rpg.	Assists	Apg.	Blks.	Stls.
2010-2011	25	208	8.3	68	2.7	28	1.1	5	30



20 JORDAN PONZER
Guard • Sophomore
Major: Undeclared
Height: 5-11
Hometown (High School): Independence, KY (Walton-Verona)
 Ponzer returns for his second season with the Mount. Jordan is the son of Debbie and Greg Ponzer.

JORDAN PONZER'S CAREER STATISTICS

Season	GP	Pts.	Ppg.	Rebs	Rpg.	Assists	Apg.	Blks.	Stls.
2010-2011	20	81	4.1	14	0.7	9	0.5	1	5

2011-2012 First-Year Players' Profiles



14 JOHNNY BUNKER
Guard • Freshman
Major: Pre-Special Education
Height: 6-1
Hometown (High School): Cincinnati, OH (Purcell Marian)
 Bunker joins the Lions for his first season. He averaged nearly 10 points, 3.5 rebounds, two assists, and a steal per game as a senior. Bunker was a team co-captain his junior season as well as his senior season; during his final prep season he was named MVP and Second Team All-GCL. In addition, Bunker played volleyball in high school and was the Spanish Club President. His high school coach was Bryan Laake. Johnny is the son of Kathy and John Bunker.



12 DONALD BUSH
Guard • Freshman
Major: Sport Management
Height: 5-8
Hometown (High School): Cincinnati, OH (North College Hill)
 Bush joins the Lions for his first season. He played both guard positions in high school, averaging double-figure scoring and assists in both his junior and senior seasons. Bush, a two-time team captain, captured Honorable Mention and Athlete of the Year honors, as well as being on his school's Honor Roll all quarters and finishing in the top 10 percent of his class. He also played soccer in high school. His high school coach was Jamie Mahaffey. Donald is the son of Kimberly and Donald Bush Jr.



15 ANDY COUNTRYMAN
Guard • Freshman
Major: Mathematics/Business Administration
Height: 6-2
Hometown (High School): Peebles, OH (Peebles)
 Countryman joins the Lions for his first season. He played numerous positions in high school, averaging 16.8 points, 4.5 rebounds, 3.8 assists, and 2.4 steals a game his senior season. Countryman was named All-League and All-District Honorable Mention his junior season; and was selected All-League, All-District Second Team and All-State Honorable Mention following his senior season. He also played high school golf and baseball and was in the National Honor Society, BETA Club. He was an Honor's Graduate and ranked eighth in his class academically. His high school coach was Josh Arey. Andy is the son of Dawn and Rodney Wallace.



32 LEE HARTMAN
Forward • Freshman
Major: Pre-Athletic Training
Height: 6-5
Hometown (High School): Liberty, IN
(Lincoln County)

Hartman joins the Lions for his first season. He shot nearly 31 percent from three-point his senior season, and won his team's Mental Attitude award. Hartman also was an Academic Scholar, maintaining a GPA of 3.5 or higher, and was an All-TEC Honorable Mention honoree and All-State Academic Honorable Mention winner. In addition he ran high school cross country, was on the track & field team and played golf. His high school coach was Mart Detweiler. Lee is the son of Gena and Randy Hartman.



25 THOMAS VAN HOOK
Guard • Freshman
Major: Sport Management
Height: 6-2
Hometown (High School): Cincinnati, OH
(St. Bernard)

Van Hooks joins the Lions for his first season. He averaged 12.4 points and 6.7 rebounds his senior season in high school, while winning First Team All-Miami Valley Conference honors and being named to the First Team All-District 16 team. Van Hook was on his school's Honor Roll all four years in high school. His high school coach was Mike Radtke. Thomas is the son of Tammy and Thomas Van Hook.

2010-2011 Game Results

Date	Opponent	Location	Score
11/16	Wilmington College	Wilmington, OH	L 81-69
MSJ Tip-Off Tournament			
11/19	Temple Baptist	Harrington Center	W 91-55
11/20	Trine University (Championship game)	Harrington Center	L 94-82
11/24	Thomas More College	Crestview Hills, KY	L 72-63
11/27	Spalding University	Harrington Center	L 88-78
12/1	Bluffton University *	Bluffton, OH	L 82-76
12/4	Anderson University *	Harrington Center	L 70-58
12/11	Manchester College *	N. Manchester, IN	L 81-74
12/15	Denison University	Granville, OH	W 73-72
12/18	Hanover College *	Harrington Center	L 65-61
12/21	Ball State University	Muncie, IN	L 95-43
1/5	Earlham College *	Harrington Center	W 72-53
1/8	Defiance College *	Defiance, OH	L 92-72
1/12	Transylvania University *	Harrington Center	L 77-64
1/15	Rose-Hulman Institute of Technology *	Harrington Center	L 56-38
1/19	Franklin College *	Franklin, IN	L 81-66
1/22	Anderson University *	Anderson, IN	L 81-58
1/26	Bluffton University *	Harrington Center	L 85-73
1/29	Manchester College *	Harrington Center	L 83-78
2/2	Hanover College *	Hanover, IN	L 82-67
2/5	Earlham College *	Richmond, IN	W 68-67
2/9	Transylvania University *	Lexington, KY	L 87-72
2/12	Defiance College *	Harrington Center	W 56-55
2/16	Franklin College *	Harrington Center	W 98-97 (OT)
2/19	Rose-Hulman Institute of Technology *	Terre Haute, IN	W 58-52

Home games in bold. *Heartland Collegiate Athletic Conference game.

2010-2011 Individual Statistics

Player	GP-GS	Min	FG%	3PT%	FT%	R/G	A/G	STL	BLK	PTS/G
Haarman, Ben	25-23	29.2	.421	.362	.801	2.2	2.7	52	0	20.8
Cole, Alex	17-14	25.6	.358	.265	.739	6.0	0.6	17	8	9.4
Mann, David	25-24	23.4	.423	.290	.750	2.7	1.1	30	5	8.3
Wessels, Jeremy	22-8	16.1	.505	.000	.591	3.5	0.3	11	8	6.0
Wester, Matt	22-3	19.0	.359	.300	.774	2.7	0.8	11	2	5.6
Lane, David	20-19	25.2	.354	.263	.628	2.4	3.1	37	1	5.4
Brown, Jordan	20-7	15.6	.500	.000	.487	3.3	0.2	9	2	4.8
Ponzer, Jordan	20-0	11.2	.333	.318	.813	0.7	0.5	5	1	4.1
Barber, Aaron	22-11	17.4	.432	.143	.500	2.7	0.5	15	1	3.5
Smart, Colin	11-0	8.7	.412	.333	.800	2.3	0.3	2	1	3.4
Cass, Clifford	25-6	14.7	.356	.273	.379	1.4	1.3	26	0	2.6
Abdur-Rahman, Najeeb	19-0	9.2	.250	.179	.714	0.8	0.9	3	0	1.8
Valerius, John	23-10	13.5	.516	.000	.471	2.7	0.6	2	0	1.7
Basye, Jordan	10-0	2.2	.444	.375	1.000	0.4	0.1	2	0	1.3
Lane, Danny	12-0	6.1	.250	.000	.692	0.6	1.0	5	1	1.1
Gallenstein, Lee	7-0	2.7	1.000	.000	.000	0.4	0.1	0	0	0.3
Clark, Brett	1-0	2.0	.000	.000	.000	1.0	0.0	0	0	0.0
Claytor, Raymond	7-0	1.7	.000	.000	.000	0.3	0.0	1	1	0.0
Stephens, Will	4-0	0.8	.000	.000	.000	0.0	0.0	0	0	0.0
TEAM	25-0	0.0	.000	.000	.000	2.5	0.0	0	0	0.0
Total	25		.402	.308	.682	30.7	12.0	228	31	68.3
Opponents	25		.497	.345	.692	37.0	14.8	171	74	76.2

SCORING

Player	GP	FG-FGA	FG%	3FG-FGA	3PT%	FT-FTA	FT%	PTS	PTS/G
Haarman, Ben	25	160-380	.421	75-207	.362	125-156	.801	520	20.8
Cole, Alex	17	54-151	.358	18-68	.265	34-46	.739	160	9.4
Mann, David	25	71-168	.423	18-62	.290	48-64	.750	208	8.3
Wessels, Jeremy	22	46-91	.505	0-0	.000	39-66	.591	131	6.0
Wester, Matt	22	42-117	.359	15-50	.300	24-31	.774	123	5.6
Lane, David	20	35-99	.354	10-38	.263	27-43	.628	107	5.4
Brown, Jordan	20	38-76	.500	0-1	.000	19-39	.487	95	4.8
Ponzer, Jordan	20	27-81	.333	14-44	.318	13-16	.813	81	4.1
Barber, Aaron	22	35-81	.432	1-7	.143	7-14	.500	78	3.5
Smart, Colin	11	14-34	.412	5-15	.333	4-5	.800	37	3.4
Cass, Clifford	25	26-73	.356	3-11	.273	11-29	.379	66	2.6
Abdur-Rahman, Najeeb	19	12-48	.250	5-28	.179	5-7	.714	34	1.8
Valerius, John	23	16-31	.516	0-0	.000	8-17	.471	40	1.7
Basye, Jordan	10	4-9	.444	3-8	.375	2-2	1.000	13	1.3
Lane, Danny	12	2-8	.250	0-3	.000	9-13	.692	13	1.1
Gallenstein, Lee	7	1-1	1.000	0-0	.000	0-0	.000	2	0.3
Clark, Brett	1	0-0	.000	0-0	.000	0-0	.000	0	0.0
Claytor, Raymond	7	0-2	.000	0-1	.000	0-0	.000	0	0.0
Stephens, Will	4	0-2	.000	0-0	.000	0-2	.000	0	0.0
Total	25	583-1452	.402	167-543	.308	375-550	.682	1708	68.3
Opponents	25	655-1318	.497	150-435	.345	444-642	.692	1904	76.2

REBOUNDS

TOTALS	GP	MIN	OFF	DEF	TOT	PF	FO	A	TO	A/TO	HI
Haarman, Ben	25	730	13	43	56	72	3	68	80	0.9	39
Cole, Alex	17	436	33	69	102	28	0	11	35	0.3	19
Mann, David	25	586	19	49	68	84	6	28	36	0.8	18
Wessels, Jeremy	22	354	37	41	78	33	0	7	15	0.5	16
Wester, Matt	22	417	19	40	59	39	2	18	20	0.9	15
Lane, David	20	504	18	30	48	57	4	62	45	1.4	14
Brown, Jordan	20	311	28	37	65	36	1	4	28	0.1	16
Ponzer, Jordan	20	224	4	10	14	20	0	9	13	0.7	25
Barber, Aaron	22	383	19	41	60	65	5	11	24	0.5	9
Smart, Colin	11	96	7	18	25	5	0	3	4	0.8	6
Cass, Clifford	25	367	4	30	34	50	0	33	31	1.1	8
Abdur-Rahman, Najeeb	19	174	3	13	16	26	0	18	10	1.8	8
Valerius, John	23	311	30	33	63	47	2	14	21	0.7	10
Basye, Jordan	10	22	3	1	4	1	0	1	4	0.3	11
Lane, Danny	12	73	1	6	7	14	0	12	3	4.0	8
Gallenstein, Lee	7	19	1	2	3	2	0	1	1	1.0	2
Clark, Brett	1	2	0	1	1	0	0	0	0	0.0	0
Claytor, Raymond	7	12	1	1	2	2	0	0	1	0.0	0
Stephens, Will	4	3	0	0	0	0	0	0	0	0.0	0
Total	25	5024	275	492	767	581	23	300	377	0.8	98
Opponents	25	5024	266	658	924	513	-	371	442	0.8	97

All-Time Series Vs. Opponents

School	GP	Wins	Losses	W. Pct.
Adrian	2	2	0	1.000
Alma	1	1	0	1.000
Anderson	28	12	16	.429
Asbury	2	2	0	1.000
Baldwin-Wallace	1	1	0	1.000
Ball State	1	0	1	.000
Bethany	5	5	0	1.000
Blackburn	1	0	1	.000
Bluffton	26	13	13	.500
Brooklyn College	1	1	0	1.000
Cabrini	1	1	0	1.000
Capital	9	4	5	.444
Carthage	1	0	1	.000
Cazenovia	1	1	0	1.000
Cincinnati (Bible) Christian	6	4	2	.667
Circleville Bible	2	2	0	1.000
Coast Guard	1	1	0	1.000
Colby-Sawyer	1	1	0	1.000
Concordia (CA)	1	0	1	.000
Defiance	24	11	13	.458
Denison	6	6	0	1.000
DePauw	1	0	1	.000
Earlham	10	8	2	.800
Eastern Kentucky	2	0	2	.000
Elmhurst	2	1	1	.500
Franklin	29	6	23	.207
Gordon	1	1	0	1.000
Goucher	1	1	0	1.000
Greensboro (NC)	1	0	1	.000
Hanover	27	2	25	.074
Heidelberg	1	0	1	.000
Indiana East	2	2	0	1.000
John Carroll	2	0	2	.000
Kenyon	3	3	0	1.000
Linfield	1	1	0	1.000
Lynchburg	1	1	0	1.000

School	GP	Wins	Losses	W. Pct.
Manchester	29	10	19	.345
Marietta	2	0	2	.000
Maryville (MO)	1	0	1	.000
Menlo	1	0	1	.000
Mississippi Coll.	1	0	1	.000
Morehead St.	1	0	1	.000
Muskingum	1	1	0	1.000
Northern Kentucky	1	0	1	.000
North Park	1	1	0	1.000
Notre Dame (OH)	2	1	1	.500
Nova Southeastern	1	0	1	.000
Ohio Northern	2	0	2	.000
Otterbein	2	0	2	.000
Purdue No. Cent.	1	1	0	1.000
Robert Morris (Springfield, IL)	1	1	0	1.000
Rose-Hulman	10	6	4	.600
Savannah Art & Design	2	1	1	.500
Shawnee St.	2	1	1	.500
Southern Vermont	1	1	0	1.000
Spalding	2	0	2	.000
Spring Arbor	1	1	0	1.000
Temple Baptist	1	1	0	1.000
Thiel	1	1	0	1.000
Thomas More	16	10	6	.625
Transylvania	21	4	17	.190
Trine	1	0	1	.000
UC-Clermont	3	2	1	.667
Urbana	2	2	0	1.000
Wabash	2	0	2	.000
Wheaton	1	0	1	.000
Whitworth	1	0	1	.000
Wilmington	11	7	4	.636
Wisc-Whitewater	1	0	1	.000
Wittenberg	1	0	1	.000
Totals	332	148	184	.446

Year-to-Year Win-Loss Records

Season	Overall			HCAC			Coach
	Won	Lost	W.Pct.	Won	Lost	W.Pct.	
1998-1999	13	12	.520	5	9	.357	Larry Cox
1999-2000	18	8	.692	12	2	.857	Cox
2000-2001	13	12	.520	5	7	.417	Cox
2001-2002	9	17	.346	5	9	.357	Cox
2002-2003	12	15	.444	5	9	.357	Cox
2003-2004	10	16	.385	4	10	.400	Cox
2004-2005	12	14	.462	5	9	.357	Cox
2005-2006	16	11	.593	8	6	.571	Cox
2006-2007	13	12	.520	9	7	.563	Cox
2007-2008	9	16	.360	3	13	.188	Cox
2008-2009	6	19	.240	2	14	.125	Cox
2009-2010	10	14	.417	5	11	.312	Cox
2010-2011	7	18	.280	5	13	.278	Cox
Totals	148	184	.446	73	119	.380	

The Mount in the HCAC

This will be the 14th season for the Mount's men's basketball team in the Heartland Collegiate Athletic Conference (HCAC). Other institutions that are also members of this conference include: Anderson University, Bluffton University, Defiance College, Earlham College, Franklin College, Hanover College, Manchester College, Rose-Hulman Institute of Technology, and Transylvania University.

In 1998, the first year for the Mount's basketball program as well as the first year of the HCAC play, the lions went 5-9 in the conference, which put them in sixth place out of eight teams. Jarrett Young was named Freshman of the Year and gained Honorable Mention All-Conference award. Joe Toney also received an All-Conference Honorable Mention award for his efforts during the season.

The Mount greatly improved in the 1999-2000 season. The Lions were 6-6 in conference play and won their way into the final four of the tournament where they lost in overtime to the champion, Franklin College. Jarrett Young was named to the All-Tournament team for his contribution during the postseason. Other Lions received acknowledgement for outstanding play. Jared Franz and Joe Toney were named All-Conference while Young was named All-Conference Honorable Mention. Joe Toney also was named Player of the Week twice during the season.

The Lions tied for fifth place in the HCAC with five wins and seven loses in the 2000-01 season. The Mount was actually in first place with about two weeks to play but slipped in the standings and finished as the seventh and last seed in the post-season conference tournament. The Lions' season came to an end in the first round with a loss to Hanover, 73-69. Junior forward Jared Franz was selected All-Conference while junior forward Steve Bain was chosen Honorable Mention All-Conference.

The 2001-2002 campaign was a season marked by milestone achievements for two players. Seniors Joe Toney and Jarrett Young both scored their 1,000th career point. Steve Bain was named First Team All-Conference and was also a Player of the Week. Young received an All-Conference Honorable Mention award. The Mount lost in the first round of the tournament but placed fifth in the regular season team standings, recording a 5-9 mark.

The Lions began the 2002-2003 season winning three of their first four conference games and were 5-3 before suffering six straight HCAC losses. The Mount defeated second-place Anderson University and fourth-place Defiance College during the regular season, the Mount bounced back to

defeat the Spartans on the road in the first round of the tournament. Tom Luther, who finished second in the conference in rebounding, was a two time HCAC Player of the Week winner and also made All-Conference. Chris Washington was also selected to the All-Conference team.

In 2003-2004, the Mount played competitively throughout most of the HCAC campaign, despite posting a 4-10 conference mark. Their wins included triumphs over Manchester and Anderson, as well as Defiance and Bluffton (back-to-back). The Mount also lost two games in overtime to Anderson and Transylvania. They did, however, win three of their last five regular season HCAC games and suffered a one-point loss to Defiance in the HCAC tournament. Seniors Tom Luther and E.J. Engelkamp collected conference post-season awards. Luther was sixth in the conference in scoring, while teammate Matt Volkerding was first in rebounding and third in blocked shots.

The Mount began the 2004-2005 season conference slate with two straight wins and played well at home, finishing 4-3 in conference play. The Lions, however, recorded a 1-6 road record in the conference, winning only at Defiance College. After that win, the Mount dropped four straight HCAC match-ups to slip to 5-9 in the conference. They dropped a six-point decision in the first round of the HCAC Tournament to eventual winner Franklin College. The Lions finished third as a team in blocked shots and tied for first in steals. Kevin Darthard, who was named First Team All-Conference, was fifth in HCAC in scoring average and field goal percentage. Derrick Jones was selected Honorable Mention All-HCAC.

In 2005-2006, the Lions had one of the most successful seasons in the program's history. Winning six of their first seven games to start the season, the Mount finished 16-11 overall and 8-6 in the tough HCAC. Finishing fourth in the HCAC regular season, the Lions were the number four seed and hosted their conference tournament opener, beating number five seed Manchester 67-55. However, their season would end in the conference semifinals, when they lost to the seventh-ranked team in the country, Transylvania, 83-79. Leading the way for the Mount was seniors Kevin Darthard and Derrick Jones, who were voted First team All-Conference. Other notable HCAC accomplishments included juniors Robbie Noschang and Tony Blomer being named Honorable Mention All-HCAC.

The Lions started out slowly in the conference in 2006-2007, going 1-2 but then ran off a five-game win streak to up their record to 6-2. The Mount was in the thick of the conference race for first place the rest of the

season, but was hurt by two close losses down the stretch – an overtime loss to Defiance and a one point defeat to Bluffton. Their 9-7 record was tied for the third-best record in the conference, but the Mount was denied the fourth and final HCAC tournament spot on the tie-breaker system. Michael Romes was selected first Freshman of the Year and First Team All-HCAC while teammate Tony Blomer was also a First Team All-Conference selection. Romes led the conference in field goal percentage while Blomer paced the HCAC in blocked shots. Teammates Jeff Perry and Michael Eirons both made Honorable Mention All-HCAC.

The Lions had a rough start to the 2007-2008 conference season, losing their first four HCAC games, but bounced back to win two of three after that. The win total for HCAC games included a victory over conference champion Defiance. The Mount was fifth in points per game and fourth in field goal percentage while several individual Lions' players made their mark in HCAC games. Michael Romes was second in points per game, and fifth in rebounds per game and shooting percentage, while teammate Michael Eirons ranked in top 11 in four different statistical categories in conference action. Josh Carter led the conference in assists per game and fourth in free throw accuracy. Romes was selected First Team All-HCAC for the second straight season while Mitchell Goldschmidt, Eirons and Carter were chosen Honorable Mention All-Conference. Romes also picked up an HCAC Player of the Week award.

While the Mount only captured two conference wins during the 2008-2009 season, they did play competitively in a number of HCAC games, losing nine games by 10 points or less, including four games, by four points or less. One big win during the HCAC season was the team's one-point home win over Bluffton University, who finished with the third-

best record in HCAC play. The Lions were fifth in both the team defense field goal percentage and team defense three-point field goal percentage categories, and fourth in assists and steals. Michael Romes, was named First Team All-HCAC, was second in the conference in points per game, fourth in rebounds per game, and seventh in steals per game. Chris Cioffi was fourth in field goal percentages. Kyle McCord and Travis Huffman were each awarded Honorable Mention All-HCAC.

The Mount began and finished the 2009-2010 season winning two straight conference games. In addition they lost ten games by ten points or less. Michael Romes, who again was selected First Team All-HCAC for his fourth year in a row and was a HCAC Player of the Week honoree, led the conference in scoring and was fourth in rebounding. Two other Mount players, Travis Huffman and Kyle McCord, both received Honorable Mention All-HCAC. The Mount was fifth in rebounding margin and third in assists as a team.

The Lions finished the 2010-2011 season 5-13 in the HCAC, which landed the Lions in ninth place. The Mount won their final three conference matchups, posting victories over Defiance, Franklin and Rose-Hulman. As a team, the Lions finished first overall in steals, recording 175 in conference play, which was good for an average of 9.7 steals per game. The Lions also finished fourth in offensive rebounds with 195; an average of 10.8 per game. Senior Ben Haarman led the conference in scoring, steals and three point field goals made. Haarman had 21.4 points per game, 2.3 steals per game and 56 three-pointers made (3.1 average per game). For his efforts, Haarman was selected Second Team All-HCAC. Teammate David Lane finished second in steals per game with a 1.9 average.

2010-2011 HCAC Standings

	HCAC			Overall		
	W	L	W. Pct.	W	L	W.Pct.
Manchester	15	3	.833	22	7	.759
Hanover	14	4	.778	19	8	.704
Anderson	13	5	.722	18	9	.667
Transylvania	11	7	.611	18	9	.667
Rose-Hulman	10	8	.556	16	10	.615
Bluffton	8	10	.444	15	11	.577
Defiance	8	10	.444	13	12	.520
Franklin	6	12	.333	8	17	.320
Mount	5	13	.278	7	18	.280
Earlham	0	18	.000	2	23	.080

2010-2011 HCAC Tournament

Opening round

Feb. 25	Rose-Hulman	49	Transylvania	54
	Bluffton	60	Anderson	75

Semifinal round

Feb. 26	Anderson (Ind.)	50	Hanover	62
	Transylvania	65	Manchester	68

Championship

Feb. 27	Hanover	69	Manchester	79
----------------	---------	----	------------	----

2010-2011 HCAC Team Statistics (HCAC GAMES ONLY)

SCORING OFFENSE

# Team	G	W-L	Pts	Avg/G
1. Manchester	18	15-3	1343	74.6
2. Anderson	18	13-5	1333	74.1
3. Franklin	18	6-12	1331	73.9
4. Hanover	18	14-4	1304	72.4
5. Transylvania	18	11-7	1287	71.5
6. Defiance	18	8-10	1283	71.3
7. Bluffton	18	8-10	1264	70.2
8. Mount	18	5-13	1209	67.2
9. Rose-Hulman	18	10-8	1163	64.6
10. Earlham	18	0-18	1015	56.4

SCORING DEFENSE

# Team	G	Pts	Avg/G
1. Rose-Hulman	18	1136	63.1
2. Anderson	18	1151	63.9
3. Hanover	18	1176	65.3
4. Manchester	18	1206	67.0
5. Transylvania	18	1210	67.2
6. Bluffton	18	1248	69.3
7. Defiance	18	1287	71.5
8. Mount	18	1347	74.8
9. Earlham	18	1369	76.1
10. Franklin	18	1402	77.9

2010-2011 HCAC Team Statistics (HCAC GAMES ONLY) (CONTINUED)

FREE THROW PERCENTAGES

# Team	G	FTM	FTA	Pct
1. Earlham	18	233	307	.759
2. Defiance	18	237	325	.729
3. Anderson	18	229	315	.727
4. Rose-Hulman	18	260	364	.714
5. Transylvania	18	222	316	.703
6. Bluffton	18	299	426	.702
7. Hanover	18	282	406	.695
8. Mount	18	270	393	.687
9. Franklin	18	261	396	.659
10. Manchester	18	289	441	.655

FIELD GOAL PERCENTAGES

# Team	G	FGM	FGA	Pct
1. Manchester	18	472	937	.504
2. Franklin	18	486	965	.504
3. Hanover	18	454	916	.496
4. Anderson	18	492	1016	.484
5. Transylvania	18	470	1016	.463
6. Rose-Hulman	18	407	881	.462
7. Defiance	18	476	1049	.454
8. Bluffton	18	431	971	.444
9. Earlham	18	337	819	.411
10. Mount	18	413	1034	.399

FIELD GOAL PCT DEFENSE

# Team	G	FGM	FGA	Pct
1. Manchester	18	425	998	.426
2. Anderson	18	394	925	.426
3. Rose-Hulman	18	390	914	.427
4. Defiance	18	434	988	.439
5. Hanover	18	426	954	.447
6. Transylvania	18	406	875	.464
7. Bluffton	18	456	980	.465
8. Mount	18	459	921	.498
9. Earlham	18	524	1039	.504
10. Franklin	18	524	1010	.519

3-POINT FIELD GOAL PERCENTAGES

# Team	G	3FG	3FGA	Pct
1. Manchester	18	110	272	.404
2. Hanover	18	114	297	.384
3. Franklin	18	98	264	.371
4. Anderson	18	120	334	.359
5. Rose-Hulman	18	89	249	.357
6. Bluffton	18	103	292	.353
7. Transylvania	18	125	369	.339
8. Earlham	18	108	332	.325
9. Defiance	18	94	289	.325
10. Mount	18	113	368	.307

3-POINT FIELD GOAL PCT DEFENSE

# Team	G	3FG	3FGA	Pct
1. Anderson	18	105	337	.312
2. Rose-Hulman	18	80	241	.332
3. Hanover	18	124	370	.335
4. Defiance	18	104	310	.335
5. Bluffton	18	107	315	.340
6. Manchester	18	140	396	.354
7. Mount	18	114	317	.360
8. Earlham	18	111	290	.383
9. Transylvania	18	116	301	.385
10. Franklin	18	73	189	.386

REBOUNDING MARGIN

# Team	G	Team	Avg	OPP	Avg	Margin
1. Bluffton	18	631	35.1	564	31.3	+3.7
Hanover	18	567	31.5	500	27.8	+3.7
3. Defiance	18	644	35.8	579	32.2	+3.6
4. Anderson	18	603	33.5	546	30.3	+3.2
5. Manchester	18	595	33.1	550	30.6	+2.5
6. Rose-Hulman	18	561	31.2	544	30.2	+0.9
7. Transylvania	18	548	30.4	559	31.1	-0.6
8. Franklin	18	528	29.3	562	31.2	-1.9
9. Earlham	18	471	26.2	603	33.5	-7.3
10. Mount	18	517	28.7	658	36.6	-7.8

BLOCKED SHOTS

# Team	G	No.	Avg/G
1. Manchester	18	71	3.9
2. Rose-Hulman	18	60	3.3
3. Defiance	18	56	3.1
4. Bluffton	18	54	3.0
5. Franklin	18	53	2.9
6. Transylvania	18	47	2.6
7. Earlham	18	46	2.6
8. Hanover	18	37	2.1
9. Anderson	18	35	1.9
10. Mount	18	29	1.6

ASSISTS

# Team	G	No.	Avg/G
1. Anderson	18	256	14.2
2. Franklin	18	255	14.2
3. Bluffton	18	239	13.3
4. Transylvania	18	227	12.6
5. Rose-Hulman	18	220	12.2
6. Manchester	18	213	11.8
7. Mount	18	200	11.1
8. Hanover	18	197	10.9
9. Defiance	18	192	10.7
10. Earlham	18	182	10.1

STEALS

# Team	G	No.	Avg/G
1. Mount	18	175	9.7
2. Transylvania	18	132	7.3
3. Manchester	18	121	6.7
4. Anderson	18	118	6.6
5. Bluffton	18	108	6.0
6. Defiance	18	104	5.8
7. Hanover	18	102	5.7
8. Franklin	18	99	5.5
9. Rose-Hulman	18	98	5.4
10. Earlham	18	79	4.4

TURNOVER MARGIN

# Team	G	TEAM	Avg	OPP	Avg	Margin
1. Mount	18	263	14.6	335	18.6	+4.00
2. Transylvania	18	192	10.7	263	14.6	+3.94
3. Anderson	18	199	11.1	249	13.8	+2.78
4. Manchester	18	228	12.7	230	12.8	+0.11
5. Hanover	18	210	11.7	209	11.6	-0.06
6. Defiance	18	218	12.1	211	11.7	-0.39
7. Bluffton	18	250	13.9	240	13.3	-0.56
8. Rose-Hulman	18	239	13.3	215	11.9	-1.33
9. Franklin	18	271	15.1	233	12.9	-2.11
10. Earlham	18	305	16.9	190	10.6	-6.39

2010-2011 HCAC Individual Statistics (HCAC GAMES ONLY)**SCORING**

# Player-Team	Cl	G	FG	3FG	FT	Points	Avg/G
1. Haarman, Ben-MSJ	SR	18	118	56	93	385	21.4
2. Wolfrum, Logan-DC	SO	18	126	35	88	375	20.8
3. Conoley, Will-FC	JR	18	126	1	50	303	16.8
4. Meyer, Mitchell-HC	SR	17	90	6	67	253	14.9
5. Moss, Jordan-MC	JR	18	97	1	65	260	14.4
6. Hill, Mychal-BU	JR	18	66	31	94	257	14.3
7. Morrison, Brock-AU	JR	18	84	27	51	246	13.7
8. Henn, Tyler-MC	SR	18	92	21	35	240	13.3
9. Brown, Anthony-DC	JR	18	90	27	30	237	13.2
10. Case, Mike-HC	JR	18	96	0	40	232	12.9

REBOUNDING

# Player-Team	Cl	G	OFF	DEF	TOT	Avg/G
1. Morrison, Brock-AU	JR	18	40	102	142	7.9
2. Case, Mike-HC	JR	18	45	94	139	7.7
3. Farley, Brent-BU	JR	18	41	88	129	7.2
4. Meyer, Mitchell-HC	SR	17	35	75	110	6.5
5. Tietje, Kevin-DC	JR	18	35	81	116	6.4
6. Erwin, Gunner-FC	SO	15	23	70	93	6.2
7. Henn, Tyler-MC	SR	18	22	87	109	6.1
8. Bowman, Andrew-AU	SR	17	37	60	97	5.7
9. Pope, Will-BU	FR	18	38	64	102	5.7
10. Hicks, Ryan-DC	FR	18	37	64	101	5.6

FIELD GOAL PCT (Min. 3.0 made per game)

# Player-Team	Cl	G	FG	FGA	Pct
1. Kinn, Dustin-BU	FR	18	56	87	.644
2. Case, Mike-HC	JR	18	96	155	.619
3. Merschbrock, Zach-FC	JR	18	59	96	.615
4. Moss, Jordan-MC	JR	18	97	160	.606
5. Jones, Andrew-AU	SR	18	85	141	.603
6. Meyer, Mitchell-HC	SR	17	90	151	.596
7. Spurlin, Ethan-TU	SO	18	78	135	.578
8. Conoley, Will-FC	JR	18	126	219	.575
9. Henn, Tyler-MC	SR	18	92	160	.575
10. Bowman, Andrew-AU	SR	17	69	126	.548

ASSISTS

# Player-Team	Cl	G	Assists	Avg/G
1. Starrett, Clay-FC	JR	18	86	4.8
2. Wolfrum, Logan-DC	SO	18	82	4.6
3. Miller, Gabe-AU	SR	18	69	3.8
4. Weatherford, Austin-RHIT	SO	18	66	3.7
5. Pangallo, Grant-HC	FR	18	65	3.6
6. Barton, J.T.-FC	FR	18	63	3.5
7. Moss, Jordan-MC	JR	18	54	3.0
8. Lane, David-MSJ	JR	14	40	2.9
9. Heckelman, Nate-BU	JR	18	51	2.8
10. Rash, Brandon-TU	SO	18	48	2.7
Hogan, Phil-AU	SO	18	48	2.7
Haarman, Ben-MSJ	SR	18	48	2.7

FREE THROW PCT (Min. 2.0 made per game)

# Player-Team	Cl	G	FTM	FTA	Pct
1. Strickland, Julian-RHIT	FR	18	57	63	.905
2. Hill, Mychal-BU	JR	18	94	109	.862
3. Weatherford, Austin-RHIT	SO	18	63	77	.818
4. Miller, Gabe-AU	SR	18	39	48	.813
5. Haarman, Ben-MSJ	SR	18	93	115	.809
6. Wolfrum, Logan-DC	SO	18	88	109	.807
7. Nowicki, Ryan-HC	SO	18	54	67	.806
8. Howard, Bailey-FC	FR	18	36	45	.800
9. Rusk, Dustin-EC	SO	18	54	69	.783
10. Barton, J.T.-FC	FR	18	50	67	.746

STEALS

# Player-Team	Cl	G	Steals	Avg/G
1. Haarman, Ben-MSJ	SR	18	41	2.3
2. Lane, David-MSJ	JR	14	26	1.9
3. Delauder, Tyler-MC	SR	18	32	1.8
4. Henn, Tyler-MC	SR	18	29	1.6
5. Rash, Brandon-TU	SO	18	25	1.4
Miller, Gabe-AU	SR	18	25	1.4
7. Cass, Clifford-MSJ	JR	18	23	1.3
Hogan, Phil-AU	SO	18	23	1.3
Wolfrum, Logan-DC	SO	18	23	1.3
10. Campbell, Brandon-DC	SO	18	22	1.2
Nowicki, Ryan-HC	SO	18	19	1.1
Starrett, Clay-FC	JR	18	19	1.1
Mann, David-MSJ	FR	18	19	1.1

2010-2011 HCAC Individual Statistics (HCAC GAMES ONLY) (CONTINUED)

3-POINT FG PCT

# Player-Team	Cl	G	3FG	3FGA	Pct
1. Pillischafske, James-RHIT	FR	16	22	41	.537
2. Henn, Tyler-MC	SR	18	21	44	.477
3. Porter, Troy-FC	FR	18	18	39	.462
4. Tucker, Kyle-EC	FR	18	21	46	.457
5. Pangallo, Grant-HC	FR	18	34	75	.453
6. Delauder, Tyler-MC	SR	18	39	87	.448
7. Weatherford, Austin-RHIT	SO	18	19	43	.442
8. Lee, Nick-BU	JR	17	28	65	.431
9. Haarman, Ben-MSJ	SR	18	56	146	.384
Nowicki, Ryan-HC	SO	18	28	73	.384

BLOCKED SHOTS

# Player-Team	Cl	G	Blocks	Avg/G
1. Spindler, Jason-MC	JR	18	50	2.8
2. Farley, Brent-BU	JR	18	24	1.3
3. Conoley, Will-FC	JR	18	20	1.1
4. Balsbaugh, Brenton-RHIT	SO	18	17	0.9
Hicks, Ryan-DC	FR	18	17	0.9
6. Satterwhite, Mike-TU	SO	16	14	0.9
7. Erwin, Gunner-FC	SO	15	13	0.9
8. Bowman, Andrew-AU	SR	17	14	0.8
9. Rash, Brandon-TU	SO	18	12	0.7
10. Broderick, Marty-EC	SO	17	11	0.6

2010-2011 All-Conference

First Team

Brock Morrison, Anderson, Jr., F
 Logan Wolfrum, Defiance, So., G
 Mitchell Meyer, Hanover, Sr., F
 Mike Case, Hanover, Jr., F
 Jordan Moss, Manchester, Jr., G
 Brandon Rash, Transylvania, So., F

Second Team

Gabe Miller, Anderson, Sr., G
 Mychal Hill, Bluffton, Jr., G
 Will Conoley, Franklin, Jr., C
 Tyler Henn, Manchester, Sr., F
Ben Haarman, Mount, Sr., G
 Austin Weatherford, Rose-Hulman, So., G

Honorable Mention

Andrew Jones, Anderson, Sr., F
 Phil Hogan, Anderson, So., G
 Josh Fisher, Bluffton, So., G
 Anthony Brown, Defiance, Jr., G
 Gunner Erwin, Franklin, So., F
 Grant Pangallo, Hanover, Fr., G
 Tyler Delauder, Manchester, Sr., G
 Nathan Ferch, Manchester, Sr., F
 Julian Strickland, Rose-Hulman, Fr., G

Player of the Year: Jordan Moss, Manchester, Jr., G

Freshman of the Year: Julian Strickland, Rose-Hulman, G

Coach of the Year: Brad Nadborne, Manchester

2010-2011 HCAC Players of The Week

Date	Player	School
November 21, 2010	Logan Wolfrum	Defiance College
November 28, 2010	Logan Wolfrum	Defiance College
December 5, 2010	Austin Weatherford	Rose-Hulman Institute of Technology
December 12, 2010	Brandon Rash	Transylvania University
December 19, 2010	Nate Gissentanner	Rose-Hulman Institute of Technology
December 26, 2010	No Player of the Week	
January 2, 2011	Mike Case	Hanover College
January 9, 2011	Logan Wolfrum	Defiance College
January 16, 2011	Logan Wolfrum	Defiance College
January 23, 2011	Brock Morrison	Anderson University
January 30, 2011	Jordan Moss	Manchester College
February 6, 2011	Ethan Spurlin	Transylvania University
February 13, 2011	Andrew Bowman	Anderson University
February 20, 2011	Ben Haarman	Mount

2010-2011 Mount Academic All-Conference

Aaron Barber
 David Lane

Freshman of the Year

1998-1999 Jarett Young-G

Past HCAC Championship Results

Season	Champion	Mount Finish
1998-1999	Franklin College	Lost in first round to Franklin, 84-68
1999-2000	Franklin College	Won in first round, lost in semifinals to Franklin, 108-105 (OT)
2000-2001	Defiance College	Lost in first round to Hanover, 73-69
2001-2002	Franklin College	Lost in first round to Manchester, 70-64
2002-2003	Hanover College	Won in first round, lost in semifinals to Anderson, 70-63
2003-2004	Hanover College	Lost in first round to Defiance, 54-53
2004-2005	Hanover College	Lost in first round to Franklin, 73-66
2005-2006	Transylvania University	Won in first round, lost in semifinals to Transylvania 83-79
2006-2007	Transylvania University	Did not qualify
2007-2008	Franklin College	Did not qualify
2008-2009	Transylvania University	Did not qualify
2009-2010	Defiance College	Did not qualify

Past Mount HCAC Awards

Season	Name-Position	Team	Season	Name-Position	Team
1998-1999	Jarett Young-G	Honorable Mention	2005-2006	Tony Blomer-F	Honorable Mention
1998-1999	Joe Toney-F	Honorable Mention	2005-2006	Robbie Noschang-G	Honorable Mention
1999-2000	Jared Franz-F	First	2006-2007	Tony Blomer-F	First
1999-2000	Joe Toney-F	First	2006-2007	Michael Romes-G	First
1999-2000	Jarett Young-G	Honorable Mention	2006-2007	Jeff Perry-G	Honorable Mention
2000-2001	Jared Franz-F	First	2006-2007	Michael Eirons-F	Honorable Mention
2000-2001	Steve Bain-F	Honorable Mention	2007-2008	Michael Romes-G	First
2001-2001	Steve Bain-F	First	2007-2008	Mike Eirons-F	Honorable Mention
2001-2002	Jarett Young-G	Honorable Mention	2007-2008	Mitchell Goldschmidt-G	Honorable Mention
2002-2003	Tom Luther-F	First	2007-2008	Josh Carter-G	Honorable Mention
2002-2003	Chris Washington-G	First	2008-2009	Michael Romes-F	First
2003-2004	Tom Luther-F	First	2008-2009	Travis Huffman-G	Honorable Mention
2003-2004	E.J. Engelkamp-G	Honorable Mention	2008-2009	Kyle McCord-F	Honorable Mention
2004-2005	Kevin Darthard-F	First	2009-2010	Michael Romes-G	First
2004-2005	Derrick Jones-F	Honorable Mention	2009-2010	Travis Huffman-G	Honorable Mention
2005-2006	Kevin Darthard-F	Second	2009-2010	Kyle McCord-F	Honorable Mention
2005-2006	Derrick Jones-F	First			

Past Mount HCAC Players of the Week

Date	Player	Date	Player	Date	Player
December 13, 1999	Joe Toney	December 29, 2003	Tom Luther	January 21, 2007	Michael Romes
February 21, 2000	Joe Toney	November 24, 2004	Paul Volkerding	December 16, 2007	Michael Romes
February 3, 2001	Jared Franz	December 8, 2004	Tom Luther	December 21, 2008	Michael Romes
January 20, 2002	Steve Bain	January 28, 2006	Derrick Jones	February 21, 2010	Michael Romes
November 24, 2003	Tom Luther	January 14, 2007	Tony Blomer		

Mount Yearly Leaders

POINTS			POINTS			POINTS		
Season	Player	Points	Season	Player	Points	Season	Player	Points
1998-1999	Jarett Young	267	2003-2004	Tom Luther	343	2008-2009	Michael Romes	464
1999-2000	Jared Franz	344	2004-2005	Kevin Darthard	385	2009-2010	Michael Romes	453
2000-2001	Jared Franz	358	2005-2006	Kevin Darthard	407	2010-2011	Ben Haarman	520
2001-2002	Steve Bain	297	2006-2007	Tony Blomer	389			
2002-2003	Tom Luther	456	2007-2008	Michael Romes	410			

Mount Yearly Leaders (CONTINUED)

REBOUNDS

Season	Player	Rebounds
1998-1999	Matt Hamilton	107
1999-2000	Steve Bain	141
2000-2001	Steve Bain	130
2001-2002	Steve Bain	172
2002-2003	Tom Luther	232
2003-2004	Tom Luther	191
2004-2005	Derrick Jones	158
2005-2006	Kevin Darthard	180
2006-2007	Tony Blomer	165
2007-2008	Michael Eirons	131
2008-2009	Michael Romes	173
2009-2010	Michael Romes	159
2010-2011	Alex Cole	102

ASSISTS

Season	Player	Assists
1998-1999	Eddie Dreyer, Jarett Young	54
1999-2000	Jarett Young	70
2000-2001	Jarett Young	60
2001-2002	Jarett Young, Steve Bain, Clint Adkins	38
2002-2003	Phil Sweet	92

Season	Player	Assists
2003-2004	E.J. Engelkamp	91
2004-2005	Robbie Noschang	56
2005-2006	Robbie Noschang	100
2006-2007	Josh Carter	82
2007-2008	Josh Carter	102
2008-2009	Travis Huffman	62
2009-2010	Travis Huffman	70
2010-2011	Ben Haarman	68

STEALS

Season	Player	Steals
1998-1999	Jarett Young	47
1999-2000	Jarett Young	59
2000-2001	Jarett Young	59
2001-2002	Jarett Young	42
2002-2003	Phil Sweet	43
2003-2004	E.J. Engelkamp	34
2004-2005	Robbie Noschang	42
2005-2006	Tony Blomer	51
2006-2007	Tony Blomer	41
2007-2008	Michael Romes	33
2008-2009	Michael Romes	36
2009-2010	David Lane	30
2010-2011	Ben Haarman	52

BLOCKS

Season	Player	Blocks
1998-1999	Matt Hamilton	11
1999-2000	Matt Hamilton	13
2000-2001	Matt Hamilton, Steve Bain	10
2001-2002	Steve Bain, Matt Volkerding	13
2002-2003	Matt Volkerding	24
2003-2004	Matt Volkerding	40
2004-2005	Derrick Jones	17
2005-2006	Tony Blomer	27
2006-2007	Tony Blomer	37
2007-2008	Shawn Finamore, Michael Eirons	13
2008-2009	Kyle McCord	6
2009-2010	Michael Romes, Jordan Brown	10
2010-2011	Alex Cole, Jeremy Wessels	8

Mount Individual Records

(All records reflect the 1998-1999 season through the 2010-2011 season.)

TOTAL POINTS

Game:	39	Jarett Young vs. Bluffton, 1998-1999 (12-3-6--39); Ben Haarman vs. Rose-Hulman, 2010-2011 (10-4-15--39)
Season:	520	Ben Haarman, 2010-2011 (160-75-125--520)
Career:	1,682	Michael Romes, 2006-2010 (663-50-306--1,682)

SCORING AVERAGE

Season:	20.8	Ben Haarman, 2010-2011 (25 G, 520 Pts.)
Career:	17.9	Michael Romes, 2006-2010 (94 G, 1,682 Pts.) (two or more seasons played)

FIELD GOALS MADE

Game:	15	Jarett Young vs. Bluffton, 1998-1999; Michael Romes vs. Franklin, 2009-2010; Michael Romes vs. Cincinnati Christian University, 2009-2010
Season:	183	Michael Romes, 2009-2010 (includes 27, 3-pt. field goals)
Career:	663	Michael Romes, 2006-2010 (includes 50, 3-pt. field goals)

FIELD GOALS MADE/GAME

Season:	8.0	Michael Romes, 2009-2010 (23 G, 183 FG)
Career:	7.1	Michael Romes, 2006-2010 (94 G, 663 FG) (two or more seasons played)

FIELD GOALS ATTEMPTED

Game:	25	Matt Christophel vs. Denison, 1998-1999
Season:	380	Ben Haarman, 2010-2011
Career:	1,154	Michael Romes, 2006-2010

FIELD GOALS ATTEMPTS/GAME

Season:	15.2	Ben Haarman, 2010-2011 (25 G, 380 FGA)
Career:	12.3	Michael Romes, 2006-2010 (94 G, 1,154 FGA) (two or more seasons played)

FIELD GOAL PERCENTAGE

Game:	.909	Jared Franz vs. Shawnee State, 1999-2000; Derrick Jones vs. Transylvania, 2005-2006 (10 of 11) (ten or more attempts)
Season:	.684	Michael Romes, 2006-2007 (145 of 212) 100 attempts/ minimum
Career:	.575	Michael Romes, 2006-2010 (663 of 1,154) 300 attempts/ minimum

3-POINT FIELD GOALS MADE

Game:	7	Ben Haarman vs. Franklin, 2010-2011; Ben Haarman vs. Manchester, 2010-2011; Ben Haarman vs. Bluffton, 2010-2011
Season:	75	Ben Haarman, 2010-2011
Career:	151	Jarett Young, 1998-2002

3-POINT FIELD GOALS ATTEMPTED

Game:	16	Mike Mahon vs. Anderson, 2002-2003
Season:	207	Ben Haarman, 2010-2011
Career:	436	Robbie Noschang, 2003-2007

3-POINT FIELD GOAL PERCENTAGE

Game: .833 Joe Toney vs. Anderson, 1999-2000;
Jarett Young vs. Franklin, 1999-2000 (five of six)
(five or more attempts)
Season: .451 Jeff Perry, 2006-2007 (25 G, 41 of 91) 1.0 made per
game minimum
Career: .433 Derrick Jones, 2002-2006 (82 G, 65 of 150) 150 attempts/
minimum

FREE THROWS MADE

Game: 15 Steve Bain vs. Defiance, 2001-2002;
Ben Haarman vs. Rose-Hulman, 2010-2011
Season: 132 Steve Bain, 2001-2002
Career: 306 Michael Romes, 2006-2010

FREE THROWS MADE/GAME

Season: 5.1 Steve Bain, 2001-2002 (25 G, 132 FTM)
Career: 3.3 Michael Romes, 2006-2010 (94 G, 306 FTM)
(two more seasons played)

FREE THROWS ATTEMPTED

Game: 19 Steve Bain vs. Defiance, 2001-2002
Season: 212 Tom Luther, 2002-2003
Career: 471 Michael Romes, 2006-2010

FREE THROW ATTEMPTS/GAME

Season: 7.9 Tom Luther, 2002-2003 (27 G, 212 FTA)
Career: 5.0 Michael Romes, 2006-2010 (94 G, 471 FTA)
(two or more seasons played)

FREE THROW PERCENTAGE

Game: 1.000 Chris Washington vs. Earlham, 2002-2003 (10 of 10);
Robbie Noschang vs. UC Clermont, 2004-2005 (10 of 10)
(10 minimum attempts)
Season: .869 Chris Huening, 2004-2005 (53 of 61)
(2.0 made per game minimum)
Career: .805 Jared Franz, 1998-2000 (153 of 190)
(3.0 made per game minimum)

REBOUNDS

Game: 19 Tom Luther vs. Thomas More, 2003-2004
Season: 232 Tom Luther, 2002-2003
Career: 576 Michael Romes, 2006-2010

REBOUND AVERAGE

Season: 8.6 Tom Luther, 2002-2003 (27 G, 232 REBS)
Career: 6.1 Michael Romes, 2006-2010 (94 G, 576 REBS)
(two or more seasons played)

ASSISTS

Game: 9 Robbie Noschang vs. Thomas More, 2005-2006;
Michael Romes vs. Cincinnati Christian University, 2008-2009
Season: 102 Josh Carter, 2007-2008
Career: 229 Robbie Noschang, 2003-2007

ASSIST AVERAGE

Season: 4.1 Josh Carter, 2007-2008 (25 G, 102 ASSTS)
Career: 2.9 Josh Carter, 2004-2007 (65 G, 188 ASSTS)
(two or more seasons played)

BLOCKS

Game: 6 Matt Volkerding vs. Bluffton, 2003-2004
Season: 40 Matt Volkerding, 2003-2004
Career: 79 Matt Volkerding, 2000-2004

BLOCK AVERAGE

Season: 1.5 Matt Volkerding, 2003-2004 (26 G, 40 BLKS);
Tony Blomer 2006-2007 (25 G, 37 BLKS)
Career: 1.1 Matt Volkerding, 2000-2004 (73 G, 79 BLKS)
(two or more seasons played)

STEALS

Game: 9 Jarett Young vs. Thomas More, 1999-2000
Season: 59 Jarett Young, 1999-2000;
Jarett Young, 2000-2001
Career: 207 Jarett Young, 1998-2002

STEAL AVERAGE

Season: 2.4 Jarett Young, 2000-2001 (25 G, 59 STLS)
Career: 2.0 Jarett Young, 1998-2002 (101 G, 207 STLS)
(two or more seasons played)

Mount Team Records

SINGLE GAME

(All records reflect the 1998-1999 season through the 2010-2011 season.)

Total points: 121 vs. IU-East 1999-2000
Aggregate points: 213 (Franklin 108, MSJ 105) 1999-2000 (loss)
Opponent points: 108 (Franklin) 1999-2000
Fewest opponent points: 42 (Bluffton College) 2003-2004
Points, half: 69 vs. Purdue Univ. North Central, 1998-1999
Points, overtime: 24 vs. Manchester 1999-2000
Margin of victory: 63 (MSJ 110, Circleville Bible 47) 1999-2000
Margin of defeat: 52 (Ball State 95, MSJ 43) 2010-2011
Most field goals: 45 vs. IU-East 1999-2000
Most field goals attempted: 115 vs. IU-East 1999-2000
Best field goal percentage: .645 (40 of 62) vs. Brooklyn College, 2007-2008 Minimum 50 attempts
Most 3-point goals: 15 vs. Bluffton, 2005-2006

Mount Team Records (CONTINUED)

SINGLE GAME (CONTINUED)

(All records reflect the 1998-1999 season through the 2010-2011 season.)

Most 3-point goals attempted:	36 vs. Manchester 2010-2011
Best 3-point FG percentage:	.650 (13-20) vs. Circleville Bible 1999-2000 Minimum 15 attempts
Most free throws:	31 vs. Anderson, 1999-2000; vs. Manchester, 2001-2002; vs. Greensboro (NC), 2004-2005
Most free throws attempted:	45 vs. Wilmington, 2008-2009
Best free throw percentage:	.950 (19 of 20) vs. Franklin College, 2004-2005 Minimum 15 attempts
Most rebounds:	62 vs. Southern Vermont, 2005-2006
Most blocks:	8 vs. John Carroll, Bluffton 2003-2004
Most steals:	27 vs. Circleville Bible 1999-2000
Fewest personal fouls:	8 vs. Manchester, 2005-2006
Most personal fouls:	38 vs. Hanover, 2010-2011

SEASON

(All records reflect the 1998-1999 season through the 2010-2011 season.)

Victories:	18	1999-2000	Most 3-point field goals attempted:	543 (25 games)	2010-2011
Losses:	19	2008-2009	Highest average:	21.7	2010-2011
Percentage:	.692 (18-8)	1999-2000	Best 3-point percentage:	.386 (184 of 471)	2007-2008
Longest winning streak:	10	1999-2000	Most free throws:	459 (26 games)	1999-2000
Most home wins:	13	2005-2006	Highest average:	17.7	1999-2000
Most road wins:	7	1999-2000	Most free throws attempted:	677 (26 games)	2001-2002
Most points:	2,241 (26 games)	1999-2000	Highest average:	26.0	2001-2002
Point average:	86.2	1999-2000	Best free throw percentage:	.728 (396 of 544)	2004-2005
Most 100-point games:	4	1999-2000	Most rebounds:	1005 (26 games)	2003-2004
Consecutive 100-point games:	2	1998-1999	Highest average:	38.7	2003-2004
Winning margin:	13.4	1999-2000	Best rebounding percentage:	.541	1999-2000
Most field goals:	806 (26 games)	1999-2000	Highest rebound margin:	+5.8	1999-2000
Highest average:	31.0	1999-2000	Most assists:	407 (27 games)	2005-2006
Most field goals attempted:	1,700 (26 games)	1999-2000	Highest average:	15.1	2005-2006
Highest average:	65.4	1999-2000	Most steals:	320 (26 games)	1999-2000
Best field goal percentage:	.488 (639 of 1,309)	2007-2008	Highest average:	12.3	1999-2000
Most 3-point field goals:	194 (27 games)	2005-2006	Most blocks:	83 (27 games)	2005-2006
Highest average:	7.4	2005-2006	Highest average:	3.1	2005-2006

Mount Individual Season Records

GAMES PLAYED

Rank	Name	Season	Games Played
1.	Tom Luther	2002-2003	27
1.	Chris Washington	2002-2003	27
1.	E.J. Engelkamp	2002-2003	27
1.	Phil Sweet	2002-2003	27
1.	Mike Mahon	2002-2003	27
1.	Joe Stephens	2002-2003	27
1.	Scott Cropper	2002-2003	27
1.	Kevin Darthard	2005-2006	27
1.	Derrick Jones	2005-2006	27
1.	Robbie Noschang	2005-2006	27
1.	Jeff Perry	2005-2006	27
1.	Tony Blomer	2005-2006	27
1.	Chris Huening	2005-2006	27

POINTS SCORED

Rank	Name	Season	Points Scored
1.	Ben Haarman	2010-2011	520
2.	Michael Romes	2008-2009	464
3.	Tom Luther	2002-2003	456
4.	Michael Romes	2009-2010	453
5.	Michael Romes	2007-2008	410
6.	Kevin Darthard	2005-2006	407
7.	Derrick Jones	2005-2006	391
8.	Tony Blomer	2006-2007	389
9.	Chris Washington	2002-2003	387
10.	Kevin Darthard	2004-2005	385

FIELD GOALS MADE

Rank	Name	Season	Field Goals Made
1.	Michael Romes	2009-2010	183
2.	Michael Romes	2008-2009	179
3.	Tom Luther	2002-2003	163
4.	Ben Haarman	2010-2011	160
5.	Kevin Darthard	2005-2006	158
6.	Michael Romes	2007-2008	156
7.	Kevin Darthard	2004-2005	155
8.	Michael Romes	2006-2007	145
9.	Tony Blomer	2006-2007	143
10.	Derrick Jones	2005-2006	139

FIELD GOALS ATTEMPTED

Rank	Name	Season	Field Goals Attempted
1.	Ben Haarman	2010-2011	380
2.	Michael Romes	2008-2009	352
3.	Michael Romes	2009-2010	336
4.	Tom Luther	2002-2003	316
5.	Kevin Darthard	2005-2006	313
6.	Kevin Darthard	2004-2005	308
7.	Michael Eirons	2007-2008	282
8.	Travis Huffman	2009-2010	276
9.	Paul Volkerding	2003-2004	266
10.	Joe Toney	1999-2000	264

FIELD GOAL PERCENTAGE (MINIMUM 100 ATTEMPTS)

Rank	Name	Season	Field Goal Percentage
1.	Michael Romes	2006-2007	.684
2.	Michael Eirons	2007-2008	.614
3.	Matt Hamilton	1999-2000	.586
4.	Jared Franz	1999-2000	.583
5.	Jared Franz	2000-2001	.573
6.	Derrick Jones	2004-2005	.564
7.	Joe Stephens	2002-2003	.553
8.	Tony Blomer	2006-2007	.552
9.	Matt Volkerding	2001-2002	.551
10.	Derrick Jones	2005-2006	.545
10.	Michael Romes	2009-2010	.545

THREE-POINT FIELD GOALS MADE

Rank	Name	Season	Three-point Field Goals Made
1.	Ben Haarman	2010-2011	75
2.	Robbie Noschang	2004-2005	57
3.	Mitchell Goldschmidt	2007-2008	56
4.	Mike Mahon	2002-2003	55
4.	Chris Washington	2002-2003	55
6.	Paul Volkerding	2003-2004	53
7.	Jarett Young	2001-2002	47
8.	Robbie Noschang	2005-2006	44
9.	Jarett Young	2000-2001	42
10.	Joe Toney	2000-2001	41
10.	Jeff Perry	2006-2007	41

THREE-POINT FIELD GOAL ATTEMPTS

Rank	Name	Season	Three-point Field Attempts
1.	Ben Haarman	2010-2011	207
2.	Paul Volkerding	2003-2004	143
3.	Mike Mahon	2002-2003	142
4.	Mitchell Goldschmidt	2007-2008	141
5.	Robbie Noschang	2005-2006	140
6.	Robbie Noschang	2004-2005	139
7.	Chris Washington	2002-2003	132
8.	Travis Huffman	2009-2010	112

9.	Jarett Young	2000-2001	109
10.	Joe Toney	2000-2001	107
10.	Jarett Young	2001-2002	107
10.	Mitchell Goldschmidt	2008-2009	107
10.	Kyle McCord	2009-2010	107

THREE-POINT FIELD GOAL PERCENTAGE**(minimum 1.0 made per team games played)**

Rank	Name	Season	Three-point Field Goal Percentage
1.	Jeff Perry	2006-2007	.451
2.	Chris Cioffi	2008-2009	.450
3.	Derrick Jones	2005-2006	.442
4.	Jarett Young	2001-2002	.439
5.	Tony Blomer	2005-2006	.422
6.	Chris Washington	2002-2003	.417
7.	Kyle McCord	2007-2008	.413
8.	Robbie Noschang	2004-2005	.410
9.	Clint Adkins	1998-1999	.406
10.	Mitchell Goldschmidt	2007-2008	.397

FREE THROWS MADE

Rank	Name	Season	Free Throws Made
1.	Steve Bain	2001-2002	132
2.	Tom Luther	2002-2003	126
3.	Ben Haarman	2010-2011	125
4.	Jared Franz	2000-2001	100
5.	Chris Washington	2002-2003	96
6.	Tom Luther	2003-2004	92
6.	Michael Romes	2007-2008	92
6.	Michael Romes	2008-2009	92
9.	Travis Huffman	2008-2009	91
10.	Derrick Jones	2004-2005	89

FREE THROWS ATTEMPTED

Rank	Name	Season	Free Throws Attempted
1.	Tom Luther	2002-2003	212
2.	Steve Bain	2001-2002	197
3.	Ben Haarman	2010-2011	156
4.	Tom Luther	2003-2004	149
5.	Michael Romes	2008-2009	142
6.	Michael Romes	2007-2008	137
7.	Jared Franz	1999-2000	127
7.	Kevin Darthard	2005-2006	127
9.	Travis Huffman	2008-2009	125
10.	Derrick Jones	2004-2005	124

FREE THROW PERCENTAGE**(minimum 2.0 attempts per team games played)**

Rank	Name	Season	Free Throw Percentage
1.	Chris Huening	2004-2005	.869
2.	Robbie Noschang	2004-2005	.844
3.	Paul Volkerding	2003-2004	.839
4.	Chris Washington	2002-2003	.835
5.	Josh Carter	2007-2008	.832
6.	Jared Franz	1999-2000	.829
7.	Robbie Noschang	2005-2006	.827
8.	Jarett Young	2000-2001	.814
9.	Tony Blomer	2006-2007	.802
10.	Ben Haarman	2010-2011	.801

Mount Individual Season Records (CONTINUED)

OFFENSIVE REBOUNDS

Rank	Name	Season	Offensive Rebounds
1.	Derrick Jones	2004-2005	68
1.	Derrick Jones	2005-2006	68
3.	Tom Luther	2003-2004	67
3.	Matt Volkerding	2002-2003	67
5.	Kevin Darthard	2004-2005	64
6.	Kevin Darthard	2005-2006	63
7.	Tom Luther	2002-2003	62
8.	Steve Bain	2001-2002	58
9.	Steve Bain	2000-2001	55
10.	Michael Romes	2009-2010	54

DEFENSIVE REBOUNDS

Rank	Name	Season	Defensive Rebounds
1.	Tom Luther	2002-2003	170
2.	Tom Luther	2003-2004	124
2.	Michael Romes	2008-2009	124
4.	Kevin Darthard	2005-2006	117
5.	Steve Bain	2001-2002	114
6.	Tony Blomer	2006-2007	114
7.	Matt Volkerding	2003-2004	107
8.	Michael Romes	2009-2010	105
9.	Joe Toney	1999-2000	104
10.	Michael Eirons	2007-2008	101

TOTAL REBOUNDS

Rank	Name	Season	Total Rebounds
1.	Tom Luther	2002-2003	232
2.	Tom Luther	2003-2004	191
3.	Kevin Darthard	2005-2006	180
4.	Matt Volkerding	2003-2004	174
5.	Michael Romes	2008-2009	173
6.	Steve Bain	2001-2002	172
7.	Tony Blomer	2006-2007	165
8.	Derrick Jones	2005-2006	164
9.	Michael Romes	2009-2010	159
10.	Derrick Jones	2004-2005	158

PERSONAL FOULS

Rank	Name	Season	Personal Fouls
1.	David Mann	2010-2011	84
2.	Joe Toney	1998-1999	82
2.	Tony Blomer	2006-2007	82
4.	Joe Toney	2000-2001	79
5.	Jarett Young	1998-1999	78
5.	Matt Hamilton	2000-2001	78
5.	Joe Toney	2002-2002	78
8.	Phil Sweet	2002-2003	77
9.	Tony Blomer	2005-2006	76
10.	Matt Hamilton	1999-2000	75

FOUL OUTS

Rank	Name	Season	Foul Outs
1.	Matt Hamilton	1998-1999	6
1.	David Mann	2010-2011	6
3.	Jarett Young	1998-1999	5
3.	Joe Toney	1998-1999	5
3.	E.J. Engelkamp	2003-2004	5
3.	Aaron Barber	2010-2011	5
7.	Joe Toney	1999-2000	4
7.	Joe Toney	2000-2001	4
7.	Phil Sweet	2002-2003	4
7.	Tony Blomer	2006-2007	4
7.	Kyle McCord	2008-2009	4
7.	David Lane	2010-2011	4

ASSISTS

Rank	Name	Season	Assists
1.	Josh Carter	2007-2008	102
2.	Robbie Noschang	2005-2006	100
3.	Phil Sweet	2002-2003	92
4.	E.J. Engelkamp	2003-2004	91
5.	Josh Carter	2006-2007	83
6.	Tom Luther	2002-2003	74
7.	Jarett Young	1999-2000	70
7.	Travis Huffman	2009-2010	70
9.	Ben Haarman	2010-2011	68
10.	Chris Washington	2002-2003	67

BLOCKS

Rank	Name	Season	Blocks
1.	Matt Volkerding	2003-2004	40
2.	Tony Blomer	2006-2007	37
3.	Tony Blomer	2005-2006	27
4.	Matt Volkerding	2002-2003	24
5.	Derrick Jones	2005-2006	22
6.	Derrick Jones	2004-2005	17
7.	Kevin Darthard	2005-2006	16
8.	Matt Hamilton	1999-2000	13
8.	Steve Bain	2001-2002	13
8.	Matt Volkerding	2001-2002	13
8.	Joe Stephens	2002-2003	13
8.	Michael Eirons	2007-2008	13
8.	Shawn Finamore	2007-2008	13

STEALS

Rank	Name	Season	Steals
1.	Jarett Young	1998-1999	59
1.	Jarett Young	2000-2001	59
3.	Ben Haarman	2010-2011	58
4.	Tony Blomer	2005-2006	51
5.	Joe Toney	1998-1999	48
6.	Jarett Young	1998-1999	47
7.	Eddie Dreyer	1998-1999	46
8.	Joe Toney	1998-1999	44
9.	Phil Sweet	2002-2003	43
10.	Jarett Young	2001-2002	42
10.	Robbie Noschang	2004-2005	42

Mount Team Season Records

WINS

Rank	Season	Wins
1.	1999-2000	18
2.	2005-2006	16
3.	1998-1999	13
3.	2000-2001	13
3.	2006-2007	13

GAMES PLAYED

Rank	Season	Games Played
1.	2002-2003	27
1.	2005-2006	27
3.	1999-2000	26
3.	2001-2002	26
3.	2003-2004	26
3.	2004-2005	26

POINTS SCORED

Rank	Season	Points Scored
1.	1999-2000	2,241
2.	1998-1999	2,051
3.	2005-2006	2,044
4.	2002-2003	1,936
5.	2004-2005	1,932

FIELD GOALS MADE

Rank	Season	Field Goals Made
1.	1999-2000	806
2.	1998-1999	734
3.	2005-2006	730
4.	2002-2003	678
5.	2004-2005	677

FIELD GOALS ATTEMPTED

Rank	Season	Field Goals Attempted
1.	1999-2000	1,700
2.	2005-2006	1,626
3.	1998-1999	1,610
4.	2004-2005	1,523
5.	2003-2004	1,519

FIELD GOAL PERCENTAGE

Rank	Season	Field Goal Percentage
1.	2007-2008	.488
2.	2006-2007	.486
3.	1999-2000	.474
4.	2000-2001	.465
5.	1998-1999	.456

THREE-POINT FIELD GOALS MADE

Rank	Season	Three-point Field Goals Made
1.	2005-2006	194
2.	2007-2008	184
3.	2004-2005	182
4.	1998-1999	175
4.	2002-2003	175

THREE-POINT FIELD GOALS ATTEMPTED

Rank	Season	Three-point Field Goals Attempted
1.	2010-2011	543
2.	2005-2006	521
3.	2004-2005	509
4.	1999-2000	496
5.	2002-2003	495

THREE-POINT FIELD GOAL PERCENTAGE

Rank	Season	Three-point Field Goal Percentage
1.	2007-2008	.386
2.	2005-2006	.372
3.	1998-1999	.360
4.	2004-2005	.358
5.	2002-2003	.354

FREE THROWS MADE

Rank	Season	Free Throws Made
1.	1999-2000	459
2.	2001-2002	438
3.	1999-1999	408
4.	2002-2003	405
5.	2004-2005	396

FREE THROWS ATTEMPTED

Rank	Season	Free Throws Attempted
1.	2001-2002	677
2.	1999-2000	664
3.	1998-1999	622
4.	2002-2003	610
5.	2005-2006	554

FREE THROW PERCENTAGE

Rank	Season	Free Throw Percentage
1.	2004-2005	.728
2.	2005-2006	.704
3.	2007-2008	.696
4.	2006-2007	.692
5.	1999-2000	.691

OFFENSIVE REBOUNDS

Rank	Season	Offensive Rebounds
1.	1999-2000	373
2.	2003-2004	347
3.	2005-2006	334
4.	2004-2005	328
5.	1998-1999	318

DEFENSIVE REBOUNDS

Rank	Season	Defensive Rebounds
1.	2003-2004	658
2.	2005-2006	629
3.	1999-2000	597
4.	2002-2003	592
5.	2006-2007	586

TOTAL REBOUNDS

Rank	Season	Total Rebounds
1.	2003-2004	1,005
2.	1999-2000	970
3.	2005-2006	963
4.	2002-2003	874
5.	2004-2005	866

PERSONAL FOULS

Rank	Season	Personal Fouls
1.	2001-2002	585
2.	2010-2011	581
3.	1998-1999	572
4.	1999-2000	559
5.	2004-2005	535

FOUL OUTS

Rank	Season	Foul Outs
1.	2010-2011	23
2.	1998-1999	22
3.	2003-2004	14
4.	1999-2000	13
4.	2002-2003	13

ASSISTS

Rank	Season	Assists
1.	2005-2006	407
2.	1999-2000	381
3.	2006-2007	369
4.	2002-2003	368
5.	2003-2004	354

BLOCKED SHOTS

Rank	Season	Blocked Shots
1.	2005-2006	83
2.	2003-2004	77
3.	2006-2007	71
4.	2004-2005	69
5.	2002-2003	60

STEALS

Rank	Season	Steals
1.	1999-2000	320
2.	1998-1999	257
3.	2005-2006	250
4.	2004-2005	243
5.	2010-2011	228

Holiday Inn Express Cincinnati West

PREFERRED HOTEL OF THE MOUNT

HOTEL HIGHLIGHTS

- Newly opened in 2008
- Award Winning Hotel
- Discounts to twenty different restaurants
- Family fun packages
- Free HOT breakfast
- Pet friendly
- Health and fitness center open 6 a.m. to 11 p.m.
- Outdoor pool
- Daily housekeeping
- Free wireless
- Business center

Conveniently located 8 miles from the Mount.

RESERVATIONS

Call (800) 548-3018 or (518) 574-6000.

Ask for the special Mount rate!



Start your day
off smart
with the
**Holiday Inn
Express
"Express Start"**

complimentary
hot breakfast.



**Holiday Inn
Express**



5505 RYBOLT ROAD / CINCINNATI, OH 45248
www.hiecincinnati.com